

14 October 2023



Index	Previous Close	Open	High	Low	Close	Change	Change%
SENSEX	65995.63	65560.07	66592.16	65434.61	66282.74	+287.11	+0.44
NIFTY 50	19653.50	19539.45	19843.30	19480.50	19751.05	+97.55	+0.50

THE WEEK BELONG TO BULLS

Indian equity benchmark ended on a green note in the week ended 13 October, 2023. Key indices were positive in two out of five sessions of the week. The S&P BSE Sensex was up by 287.11 points or 0.44% to settle at 66,282.74 in the week ended 13 October, 2023. The CNX Nifty was up by 97.55 points or 0.50% to settle at 19,751.05. The BSE Mid-Cap index was up by 227.96 or 0.71% to settle at 32,305.62. The BSE Small-Cap index was up by 324.25 points or 0.86% to settle at 38,184.83.

Top Gainers

Name	Closing Pr.	Previous Pr.	%Ch
TATA MOTORS	667.1	622.45	7.17
COAL INDIA	307.95	287.8	7.00
TATA CONSUMER	913.35	874.75	4.41
GRASIM	1,982.6	1,903.3	4.16
MARUTI SUZUKI	10,727.55	10,302.05	4.13

Top Losers

Name	Closing Pr.	Previous Pr.	%Ch
INFOSYS LTD	1,431.15	1,478.70	-3.22
SBIN	576.15	594.25	-3.05
LTIMINDTREE	5,095.15	5,239.20	-2.75
ADANI PORTS	813.75	830.75	-2.05
TECH MAHINDRA	1,194.10	1,216.90	-1.87

MARKET STATS

Most Active (by value)

Name	Avg Value	Pr.	Qty
HDFC BANK	10,967.20	1,535.75	71,412.63
INFOSYS LTD	6,516.27	1,431.15	45,531.74
RELIANCE	5,912.22	2,349.30	25,165.90
TCS LTD	5,584.55	3,570.85	15,639.28
ICICI BANK	4,271.18	951.30	44,898.40

Most Active (by volume)

Name	Avg Value	Pr.	Qty
TATA STEEL	1,270.06	125.90	1,20,934.21
HDFC BANK	12,264.21	1,534.05	71,412.63
COAL INDIA	1,686.70	235.55	65,144.58
SBIN	3,666.62	594.25	64,831.60
NTPC LTD	1,032.22	197.05	61,688.85



INSTITUTIONAL NET POSITION



FII's Cash	• -2,199.99
FII's Index Future	• +601.670
FII's Stock Future	• +3,668.28
DII's	• +3,937.66

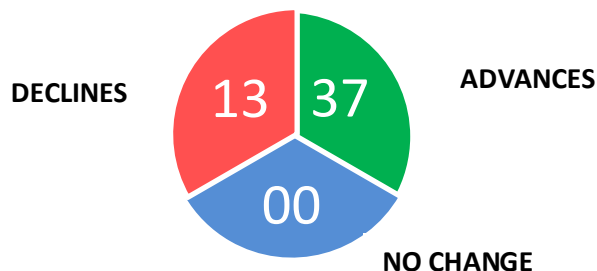
On Monday, 09 October, 2023, Indian equity markets witnessed selling pressure and ended with cut of over half a percent amid geopolitical tensions. On Tuesday, 10 October 2023, The Indian equity benchmarks traded strength to strength since morning and ended with gains of around a percent amid hopes that the U.S. Federal Reserve will halt its campaign of interest-rate hikes, Sensex gains 566.97 points or 0.87% to settle at 66,079.36. On Wednesday, 11 October, 2023, The Indian benchmarks extended their northward journey with both Sensex and Nifty settling above their crucial 66,400 and 19,800 marks. Sensex was up by 393.69 points or 0.60% to settle at 66,473.05. On Thursday, 12 October, 2023, It turned out to be a choppy day for the domestic equity market as markets ended with minor cut. Sensex was down 64.66 points or 0.10% to settle at 66,408.39. On Friday, 13 October, the S&P BSE Sensex was down 125.65 points or 0.19% to 66,282.74.

Company Name	Quantity	Trade Price
BGR Energy Systems Ltd.	10,66,577	82.52
Liberty Shoes Ltd.	1,15,000	294.44
OnMobile Global Ltd.	6,88,636	121.07
Sequent Scientific Ltd.	MULTIPLE	102.85-103.17
Hi-Tech Pipes Ltd.	MULTIPLE	92.55-94.15
Angel One Ltd.	4,20,748	2168.82
Ratnaveer Precision..	MULTIPLE	126.08-133.18

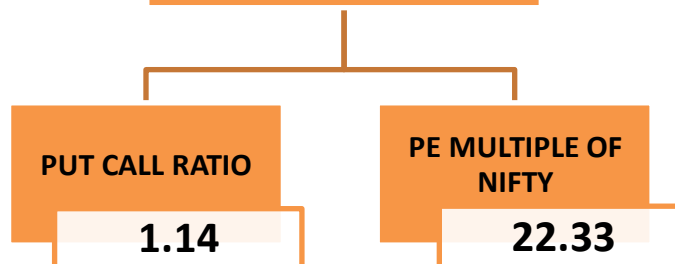


**BULK
& BLOCK**

NIFTY MARKET BREADTH (W) - POSITIVE



RATIO ANALYSIS



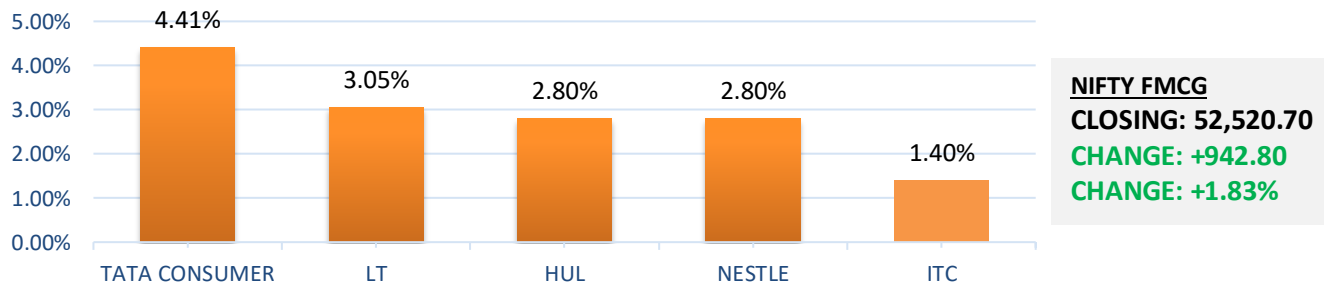


NEWS BULLETIN

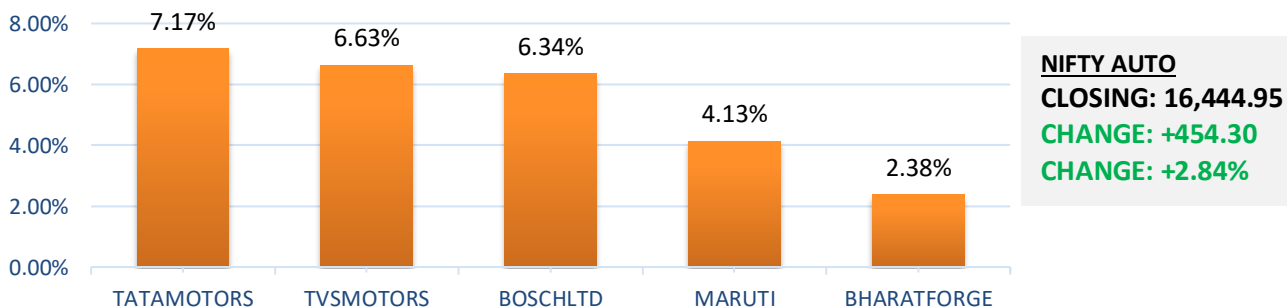
- **Kolte Patil Developers** has sold 0.98 million square feet area during July- September 2023-24 (Q2FY24) as against 0.56 million square feet area in the year-ago period.
- **SpiceJet** has reported the Passenger Load Factor (PLF) of 91.4% during the month of September 2023. The company had reported PLF of 90.9% during the month of August 2023.
- **Royal Orchid Hotels' Royal Orchid & Regenta Hotels (ROHL)** has opened its fourth property in Mysore, introducing Regenta Central Javaji, Mysore.
- **InterGlobe Aviation (IndiGo)** has reported the Passenger Load Factor (PLF) of 84.7% during the month of September 2023. The company had reported PLF of 83.6% during the month of August 2023.
- **EaseMyTrip** has launched its latest offering, EasyDarshan. This dedicated platform has been meticulously crafted to cater to the spiritual needs of travellers by providing comprehensive pilgrimage packages across India.

MAJOR DRIVING SECTORS

MARKET DRIVING SECTOR : FMCG



MARKET DRIVING SECTOR : AUTO



[For Disclosure & Disclaimer, click here](#)