



Index	Previous Close	Open	High	Low	Close	Change	Change%
SENSEX	76,693.36	76,935.41	77,145.46	76,296.44	76,992.77	+299.41	+0.39
NIFTY 50	23,290.15	23,319.15	23,490.40	23,206.65	23,465.60	+175.45	+0.75

INDICATORS SET A NEW RECORD HIGH FOR THE WEEK

Indian equity benchmark ended on a green note in the week ended 15 June, 2024. Key indices were positive in four out of five sessions of the week. The S&P BSE Sensex was up by 299.41 points or 0.39% to settle at 76,992.77 in the week ended 15 June, 2024. The CNX Nifty was up by 175.45 points or 0.75% to settle at 23,465.60. The BSE Mid-Cap index was up by 1947.32 or 4.41% to settle at 46,058.76. The BSE Small-Cap index was up by 2468.43 points or 5.07% to settle at 51,199.99.

Top Gainers			
Name	Closing Pr.	Previous Pr.	%Ch
SHRIRAM FINANCE	2,732.15	2,497.95	9.38
ULTRATECH	11,242.80	10,463.15	7.45
HDFC LIFE	598.35	562.95	6.29
ONGC LTD	275.40	260.40	5.76
CIPLA LTD	1,564.75	1,497.25	4.51

Top Losers			
Name	Closing Pr.	Previous Pr.	%Ch
HINDUSTAN UNILEV	2,479.75	2,577.80	-3.80
INFOSYS LTD	1488.9	1,533.60	-2.91
KOTAK BANK	1,717.20	1,753.70	-2.08
TATA CONSUMER	1,112.45	1,135.65	-2.04
ITC LTD	431.15	439.15	-1.82

MARKET STATS

Most Active (by value)			
Name	Avg Value	Pr.	Qty
HDFC BANK	11,253.40	1,596.90	70,470.29
RELIANCE	7,158.37	2,955.10	24,223.78
ICICI BANK	6,973.36	1,105.65	63,070.20
TATA MOTORS	6,493.29	993.40	65,364.28
ADANI ENTER	6,379.88	3,261.75	19,559.70

Most Active (by volume)			
Name	Avg Value	Pr.	Qty
TATA STEEL	4,181.78	183.15	2,28,325.44
ONGC LTD	2,991.54	275.40	1,08,625.42
POWER GRID	2,699.96	321.50	83,980.11
SBIN	6,040.46	839.20	71,978.83
HDFC BANK	11,253.40	1,596.90	70,470.29



INSTITUTIONAL NET POSITION



FII's Cash	• +2,030.83
FII's Index Future	• +10,311.30
FII's Stock Future	• -11,188.09
DII's Cash	• +6,293.38

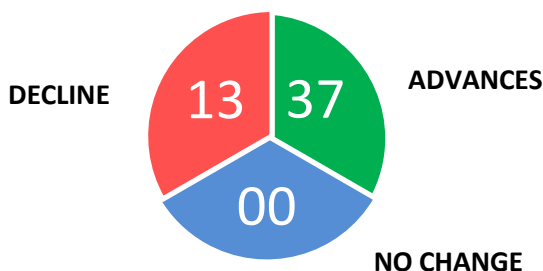
On Monday, 10 June, 2024, Indian equity markets wavered between gains and losses during the day and ended in red. Indices able to hit new high levels during the day. On Tuesday, 11 June 2024, Last leg of downfall forced Indian equity markets to end Tuesday's session flat as investor's maintained risk-averse approach ahead of key macroeconomic data. On Wednesday, 12 June, 2024, Indian equity markets remained in green till the end of the session and settled the day's trade in positive territory. Nifty hit fresh record high levels during the day. On Thursday, 13 June, 2024, Indian equity benchmarks remained in green territory. The S&P BSE Sensex was up 204.33 points or 0.27% to 76,810.90. On Friday, 14 June 2024, The S&P BSE Sensex was up 181.87 points or 0.24% to 76,992.77.

Company Name	Quantity	Trade Price
BEML Ltd.	2,98,482	4395.66
HFCL Ltd.	Multiple	116.83-117.31
Shriram Finance Ltd.	14,67,823	2684.30
Subex Ltd.	33,08,428	31.28
Garden Reach Shipbui..	10,30,141	1609.83
Dalmia Bharat Ltd.	16,00,000	1876
Paras Defence and Sp..	Multiple	1008.14-1156.66

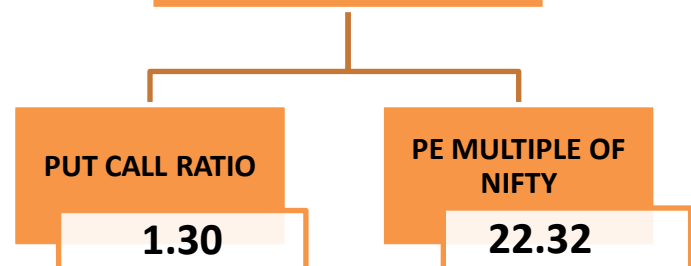


BULK & BLOCK

NIFTY MARKET BREADTH (W) - POSITIVE



RATIO ANALYSIS



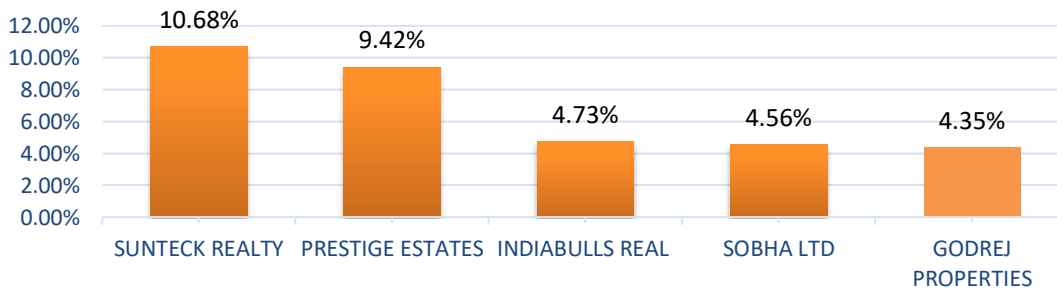


NEWS BULLETIN

- **Advait Infratech** has received an order for Uprating of existing 66kv lines on tower by high ampacity conductor/ HTLS conductor 27.516 RKM on June 11, 2024 worth Rs 16.27 crore from Gujarat Energy Transmission Corporation.
- **Techknowgreen Solutions** has received a work order amounting to Rs 2.07 crore plus applicable taxes for Desktop Analysis of online MIS for 'Majhi Vasundhara Abhiyan 4.0' of Maharashtra Pollution Control Board (MPCB). The said order is expected to be completed on July 9, 2024.
- **Roto Pumps** has received purchase orders from GPS Renewables for Supply of Progressive Cavity Pumps (Pumps) to Biogas Plants. Supply to be completed within current financial year in phased manner. Broad consideration or size of the order is Rs 14.40 crore plus applicable goods and service tax.
- **Karnataka Bank** has launched KBL WISE Senior Citizens Savings Bank Account, a unique banking product designed to cater to the Banking, Healthcare & Wellness needs of its esteemed senior citizens. . The Product has been aptly named KBL WISE i.e.: Wellness Investments & Savings for Elderly.

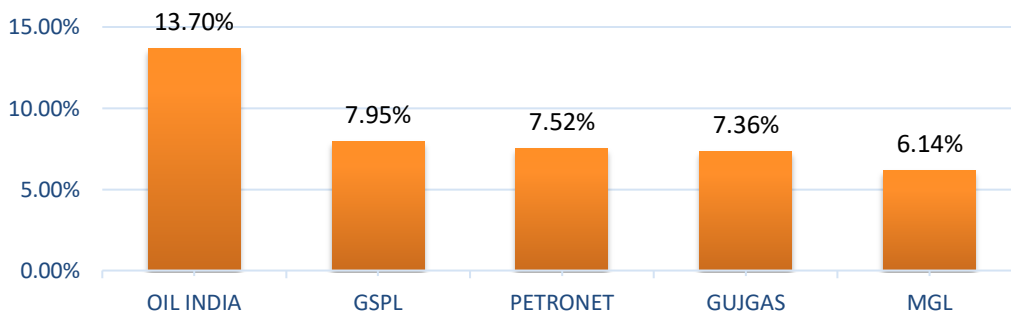
MAJOR DRIVING SECTORS

MARKET DRIVING SECTOR : REALTY



NIFTY REALTY
CLOSING: 1,129.10
CHANGE: +59.60
CHANGE: +5.57%

MARKET DRIVING SECTOR : OIL & GAS



NIFTY OIL & GAS
CLOSING: 12,095.25
CHANGE: +398.60
CHANGE: +3.41%