



Index	Previous Close	Open	High	Low	Close	Change	Change%
SENSEX	77,209.90	76,885.65	79,671.58	76,745.94	79,032.73	+1,822.83	+2.36
NIFTY 50	23,501.10	23,382.30	24,174.00	23,350.00	24,010.60	+509.50	+2.17

BOURSES SET RECORD HIGH FOR THE JUNE MONTH

Indian equity benchmark ended on a green note in the week ended 29 June, 2024. Key indices were positive in four out of five sessions of the week. The S&P BSE Sensex was up by 1822.83 points or 2.36% to settle at 79,032.73 in the week ended 29 June, 2024. The CNX Nifty was up by 509.50 points or 2.17% to settle at 24,010.60. The BSE Mid-Cap index was up by 191.28 or 0.42% to settle at 46,158.35. The BSE Small-Cap index was up by 193.88 points or 0.37% to settle at 52,130.41.

Top Gainers			
Name	Closing Pr.	Previous Pr.	%Ch
ULTRATECH	11,667.90	10,662.40	9.43
GRASIM	2,670.45	2,466.15	8.28
RELIANCE	3,130.80	2,908.40	7.65
DR REDDY	6,402.35	6,011.45	6.50
NTPC LTD	378.35	359.80	5.16

Top Losers			
Name	Closing Pr.	Previous Pr.	%Ch
INDUSIND BANK	1,464.50	1,527.15	-4.10
CIPLA LTD	1,480.8	1,541.55	-3.94
EICHER MOTORS	4,672.95	4,845.50	-3.56
TATA STEEL	174.01	179.94	-3.30
COAL INDIA	473.15	480.20	-1.47

MARKET STATS

Most Active (by value)			
Name	Avg Value	Pr.	Qty
HDFC BANK	19,550.09	1,683.80	1,16,106.95
RELIANCE	14,914.98	3,130.80	47,639.51
ICICI BANK	11,749.76	1,199.60	97,947.32
BHARTI AIRTEL	10,245.65	1,444.05	70,950.76
AXIS BANK	8,568.19	1,265.25	67,719.31

Most Active (by volume)			
Name	Avg Value	Pr.	Qty
TATA STEEL	3,645.40	174.01	2,09,493.65
NTPC LTD	4,568.87	378.35	1,20,757.70
HDFC BANK	19,550.09	1,683.80	1,16,106.95
ICICI BANK	11,749.76	1,199.60	97,947.32
SBIN	7,974.17	848.95	93,929.82



INSTITUTIONAL NET POSITION



FII's Cash	• +4,622.19
FII's Index Future	• +13,440.58
FII's Stock Future	• +24,126.38
DII's Cash	• +7,186.13

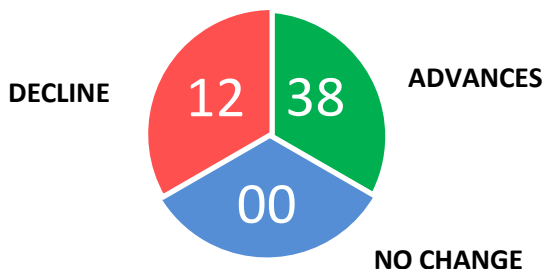
On Monday, 24 June, 2024, The Indian equity markets recouped from initial losses and managed to end the in green. On Tuesday, 25 June 2024, Indian markets showcased courageous performance on Tuesday with Nifty and Sensex settling above the psychological 23,700 and 78,000 levels respectively. On Wednesday, 26 June, 2024, Indian equity markets yet another day scaled fresh high levels and ended with gains over half a percent as investors continued to hunt for fundamentally strong stocks. On Thursday, 27 June, 2024, Indian equity markets marked historic day with Nifty and Sensex settling above the psychological 24,000 and 79,200 levels respectively. The S&P BSE Sensex was up 568.93 points or 0.72% to 79,243.18. On Friday, 28 June 2024, The S&P BSE Sensex was down 210.45 points or 0.27% to 79,032.73.

Company Name	Quantity	Trade Price
Bombay Dyeing & Manufa..	12,40,509	210.15
CEAT Ltd.	2,85,890	2811.75
HCL Technologies Ltd.	Multiple	1440.50
HFCL Ltd.	2,00,00,000	107.60
India Cements Ltd.	Multiple	296.74-297.78
PNB Gilts Ltd.	12,94,562	144.83
Central Depository Ser..	Multiple	2219.95-2284.54

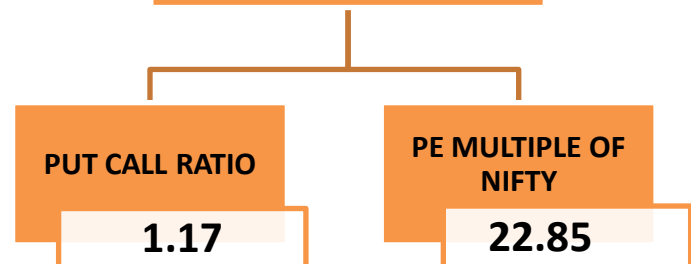


BULK & BLOCK

NIFTY MARKET BREADTH (W) - POSITIVE



RATIO ANALYSIS



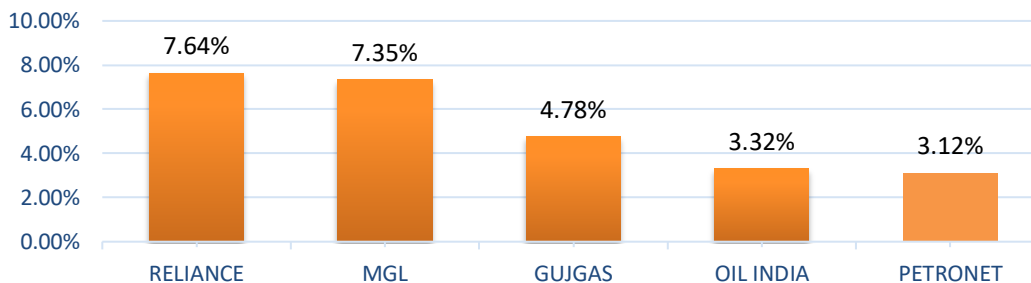


NEWS BULLETIN

- **Surya Roshni** has obtained an order amounted to Rs 53 crore (with GST) from OUTDF, Government of Odisha for installation work in retrofitting stretches in 16 Urban Local Bodies (ULBs) – Cluster C for implementation in LED Public Street Lighting Projects in Odisha. The said order is expected to be executed within 3 months.
- **GE Power India** has received purchase orders worth Rs 12.06 crore. Out of the total, the company has received first order worth Rs 6.07 crore (plus GST 18%) from NTPC for Servicing of Generator.
- **Capacite Infraprojects** has raised Rs 24.50 crore through the allotment of senior, secured, unrated, unlisted, redeemable and non-convertible debentures (NCDs) of face value of Rs 1,000,000 each on private placement basis.
- **Bharti Airtel** is all set to hike mobile tariffs between 10-21 per cent. The revision in mobile tariffs will be effective from July 3. Among the unlimited voice plans, Airtel has raised tariffs in the ballpark range of about 11 per cent.

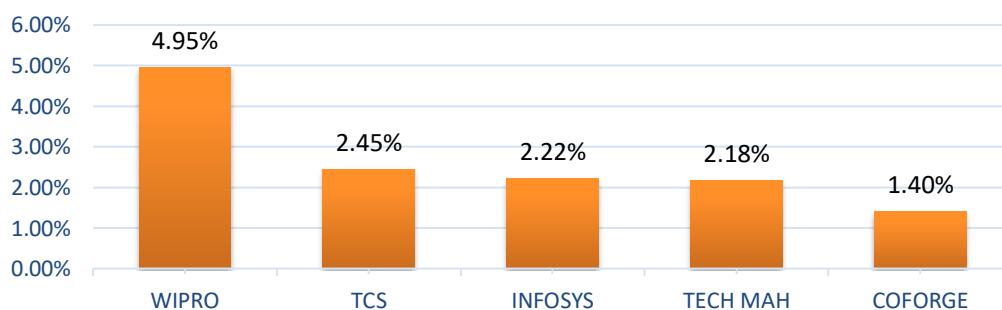
MAJOR DRIVING SECTORS

MARKET DRIVING SECTOR : OIL & GAS



NIFTY OIL & GAS
CLOSING: 12,223.35
CHANGE: +362.90
CHANGE: +3.06%

MARKET DRIVING SECTOR : IT



NIFTY IT
CLOSING: 36,157.50
CHANGE: +957.20
CHANGE: +2.72%