



Index	Previous Close	Open	High	Low	Close	Change	Change%
SENSEX	85,571.85	85,208.76	85,359.65	81,532.68	81,688.45	-3,883.40	-4.54
NIFTY 50	26,178.95	26,061.30	26,134.70	24,966.80	25,014.60	-1,164.35	-4.45

INDICES WIPED OUT WEEKLY GAINS

Indian equity benchmark ended on a red note in the week ended 05 October, 2024. Key indices were negative in four out of four sessions of the week. The S&P BSE Sensex was down by 3,883.40 points or 4.54% to settle at 81,688.45 in the week ended 05 October, 2024. The CNX Nifty was down by 1,164.35 points or 4.45% to settle at 25,014.60. The BSE Mid-Cap index was down by 1,583.58 or 3.20% to settle at 47,906.74. The BSE Small-Cap index was down by 1,146.05 points or 2.01% to settle at 55,945.31.

Top Gainers			
Name	Closing Pr.	Previous Pr.	%Ch
JSW STEEL	1,033.75	1,001.55	3.22
INFOSYS	1,918.15	1,906.75	0.60
TECH MAHINDRA	1,616.45	1,609.25	0.45
TATA STEEL	166.75	166.55	0.12
HINDALCO	747.90	747.15	0.10

Top Losers			
Name	Closing Pr.	Previous Pr.	%Ch
RELIANCE	2,773.05	3,052.35	-9.15
SHRIRAM FINANCE	3,336.30	3,621.05	-7.86
AXIS BANK	1,178.40	1,273.15	-7.44
BPCL	340.25	367.30	-7.36
HERO MOTOCO	5,520.85	5,957.35	-7.33

MARKET STATS

Most Active (by value)			
Name	Avg Value	Pr.	Qty
RELIANCE	16,398.52	2,773.05	59,135.32
HDFC BANK	12,275.93	1,657.65	74,056.22
ICICI BANK	6,785.41	1,239.75	54,732.06
TATA MOTORS	6,135.26	930.75	65,917.37
AXIS BANK	5,891.60	1,178.40	49,996.61

Most Active (by volume)			
Name	Avg Value	Pr.	Qty
TATA STEEL	4,552.00	166.75	2,72,983.78
ONGC LTD	2,316.03	295.25	78,443.03
HDFC BANK	12,275.93	1,657.65	74,056.22
BPCL	2,458.02	340.25	72,241.57
NTPC LTD	2,961.47	430.45	68,799.30



INSTITUTIONAL NET POSITION



FII's Cash	• - 40,511.50
FII's Index Future	• - 19,117.29
FII's Stock Future	• - 19,317.78
DII's Cash	• + 33,074.39

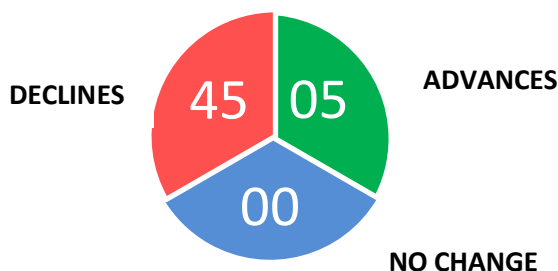
On Monday, 30 September, 2024, Bears took full control over Indian equity markets on Monday with Nifty and Sensex settling below the psychological 25,850 and 84,300 levels respectively. On Tuesday, 01 October 2024, Indian equity markets ended flat with negative bias. After making cautious start, soon markets added points for little time tracking broadly positive cues from global peers. On Wednesday, 02 October, 2024, Indian equity markets were closed. On Thursday, 03 October, 2024, Indian equity benchmarks crashed in Thursday's trading session, with both Sensex and Nifty closing the day over 2% cut. The S&P BSE Sensex was down 1,769.19 points or 2.10% to 82,497.10. On Friday, 04 October 2024, The S&P BSE Sensex was down 808.65 points or 0.98% to 81,688.45.

Company Name	Quantity	Trade Price
ITD Cementation Indi..	10,62,554	664.76
Vakrangee Ltd.	51,06,526	31.98
KRN Heat Exchanger a..	3,74,151	468.58
DCW Ltd.	21,69,523	107.69
HDFC Bank Ltd.	26,25,279	1726.20
Mahanagar Telephone ..	Multiple	57.28-57.37
Parag Milk Foods Ltd.	8,92,618	210.37

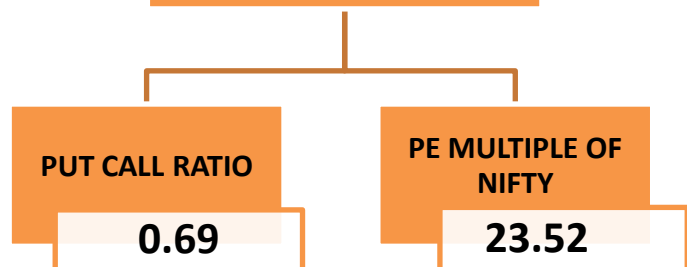


BULK & BLOCK

NIFTY MARKET BREADTH (W) - NEGATIVE



RATIO ANALYSIS



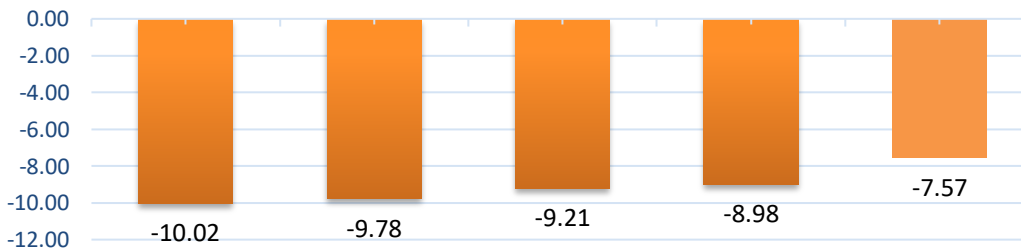


NEWS BULLETIN

- **Force Motors** has reported 7.20% fall in its total sales (Domestic + Export) for Small Commercial Vehicles (SCV), Light Commercial Vehicles (LCV) and Utility Vehicles (UV) at 2,564 units for September 2024 as compared to 2,763 units sold in September 2023.
- **Life Insurance Corporation of India (LIC)** has increased its shareholding in equity shares of Apollo Tyres. The corporation has increased its shareholding in equity shares of Apollo Tyres from 3,16,50,845 to 3,19,50,845 i.e., 4.983% to 5.030% of the paid-up capital of the said company.
- **BLS International Services** has successfully completed its acquisition of 100% stake in Citizenship Invest (CI), a Dubai-based firm specializing in fast-track investor programs for residency and citizenship across more than 15 countries.
- **HDFC Bank's** deposits were Rs 25,000 billion as of September 30, 2024 (Q2FY25), a growth of around 15.1% over Rs 21,729 billion as of September 30, 2023, and a growth of around 5.1% over Rs 23,791 billion as of June 30, 2024.

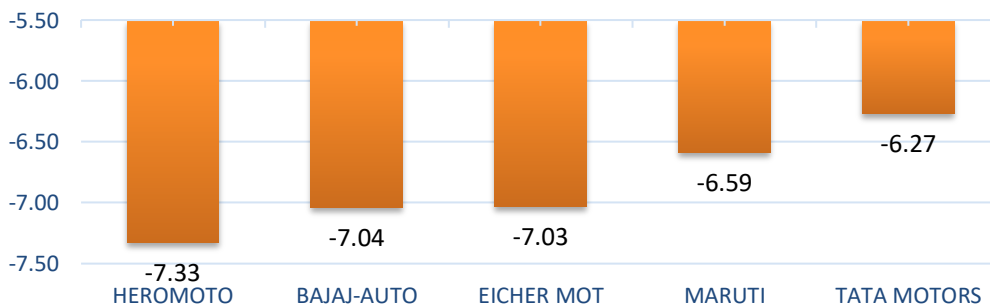
MAJOR DRIVING SECTORS

MARKET DRIVING SECTOR : REALTY



NIFTY REALTY
CLOSING: 1,031.80
CHANGE: - 86.00
CHANGE: - 7.69%

MARKET DRIVING SECTOR : AUTO



NIFTY AUTO
CLOSING: 25,926.30
CHANGE: - 1,684.45
CHANGE: - 6.10%