



Index	Previous Close	Open	High	Low	Close	Change	Change%
SENSEX	79,802.79	79,743.87	82,317.74	79,308.95	81,709.12	+1,906.33	+2.39
NIFTY 50	24,131.10	24,140.85	24,857.75	24,008.65	24,677.80	+546.70	+2.27

INDICES SHUT THE WEEK ON A STRONG NOTE

Indian equity benchmark ended on a green note in the week ended 07th December, 2024. Key indices were positive in four out of five sessions of the week. The S&P BSE Sensex was up by 1,906.33 points or 2.39% to settle at 81,709.12 in the week ended 07th December, 2024. The CNX Nifty was up by 546.70 points or 2.27% to settle at 24,677.80. The BSE Mid-Cap index was up by 1,598.87 or 3.47% to settle at 47,669.72. The BSE Small-Cap index was up by 1,850.85 points or 3.35% to settle at 57,050.71.

Top Gainers			
Name	Closing Pr.	Previous Pr.	%Ch
TITAN	3,470.10	3,249.00	6.81
APOLLO HOSPITALS	7,233.30	6,828.90	5.92
ADANI PORTS	1,259.05	1,190.05	5.80
ULTRATECH	11,848.50	11,202.15	5.77
DR REDDY'S	1,253.70	1,202.30	4.28

Top Losers			
Name	Closing Pr.	Previous Pr.	%Ch
CIPLA LTD	1,477.40	1,533.90	-3.68
HDFC LIFE	636.50	657.75	-3.23
HERO MOTOCORP	4,629.60	4,761.70	-2.77
ASIAN PAINTS	2,429.70	2,479.60	-2.01
BHARTI AIRTEL	1,597.85	1,627.15	-1.80

MARKET STATS

Most Active (by value)			
Name	Avg Value	Pr.	Qty
HDFC BANK	14,907.68	1,855.85	80,328.03
RELIANCE	9,626.57	1,311.55	73,398.41
ICICI BANK	8,086.68	1,328.75	60,859.32
AXIS BANK	5,890.81	1,184.55	49,730.35
BHARTI AIRTEL	5,802.44	1,597.85	36,314.05

Most Active (by volume)			
Name	Avg Value	Pr.	Qty
TATA STEEL	2,444.39	148.29	1,64,838.53
POWER GRID	2,816.87	328.90	85,645.14
HDFC BANK	14,907.68	1,855.85	80,328.03
NTPC LTD	2,854.26	369.50	77,246.43
ITC LTD	3,538.47	471.15	75,102.79



INSTITUTIONAL NET POSITION



FII's Cash	+ 11,933.59
FII's Index Future	+ 5,549.09
FII's Stock Future	+ 2,600.69
DII's Cash	+ 1,792.47

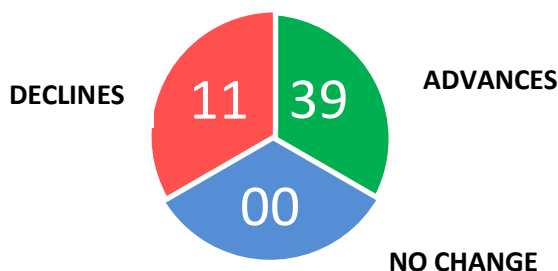
On Monday, 02 December, 2024, Indian equity markets ended with gains of over half a percent amid value buying by investors during last leg of trade. On Tuesday, 03 December 2024, Indian equity markets held their gains till the end of the session and settled with gains of over half a percent on Tuesday aided by positive cues from other Asian markets. On Wednesday, 04 December, 2024, Key benchmark indices managed to end the Wednesday's trade in green amid volatility. Markets witnessed volatility throughout the day ahead of RBI interest rate decision. On Thursday, 05 December, 2024, Indian markets went on roller coaster ride on Thursday amid weekly F&O expiry. Volatility occurred during the day ahead of the RBI policy meeting outcome tomorrow. On Friday, 06 December 2024, The S&P BSE Sensex was down 56.74 points or 0.07% to 81,709.12.

Company Name	Quantity	Trade Price
HBL Power Systems Ltd.	24,75,808	683.09
ITI Ltd.	56,73,228	316.45
Borosil Renewables L..	8,78,683	544.51
Manba Finance Ltd.	2,84,505	188.92
Deepak Builders & En..	3,58,671	192.75
Greaves Cotton Ltd.	12,48,209	201.16
HEG Ltd.	23,82,858	600.22



BULK & BLOCK

NIFTY MARKET BREADTH (W) - POSITIVE



RATIO ANALYSIS



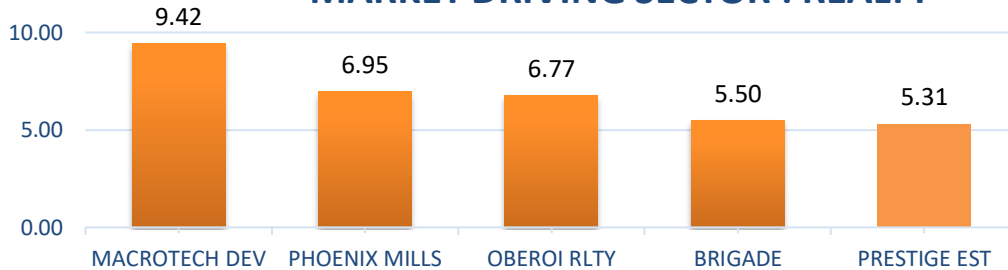


NEWS BULLETIN

- **ITES** has secured order worth Rs 148.25 crore excluding GST (including PMC Fee) from Indian Institute of Management Raipur (IIM Raipur) for Execution, Supervision, Monitoring & Development of Phase II Campus of Indian Institute of Management Raipur (Chhattisgarh) project on cost plus basis.
- **Zaggle Prepaid Ocean Services (Zaggle)** has entered into an agreement with Hitachi India. Zaggle would provide Hitachi India, the Zaggle Propel Rewards Solution. The said order is expected to be executed in one year.
- **Angel One** has reported 56% growth in client base to 28.78 million in November 2024 as against 18.45 million recorded in November 2023. The company's client base rose by 2% Month-on-Month (MoM) from 28.22 million clients in October 2024.
- **Tembo Global Industries** has secured major domestic order for a water irrigation project. The order, valued at Rs 52.90 crore, marks a significant milestone in the company's commitment to advancing vital infrastructure development across a wide range of sectors

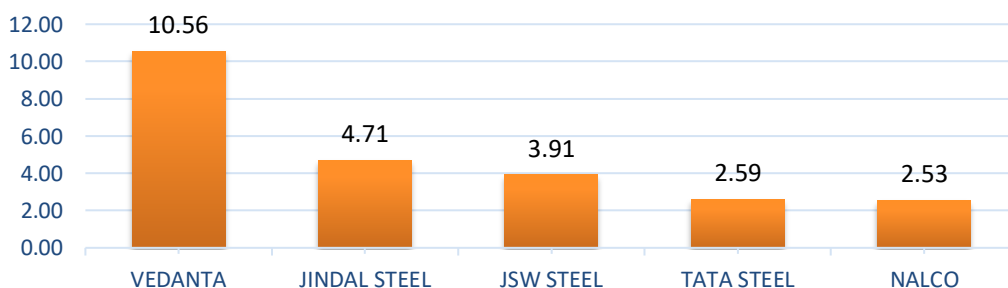
MAJOR DRIVING SECTORS

MARKET DRIVING SECTOR : REALTY



NIFTY REALTY
CLOSING: 1,073.90
CHANGE: + 53.75
CHANGE: + 5.27%

MARKET DRIVING SECTOR : METAL



NIFTY METAL
CLOSING: 9,397.15
CHANGE: + 363.15
CHANGE: + 4.02%