



Index	Previous Close	Open	High	Low	Close	Change	Change%
SENSEX	81,709.12	81,602.58	82,213.92	80,082.82	82,133.12	+424.00	+0.52
NIFTY 50	24,677.80	24,633.90	24,792.30	24,180.80	24,768.30	+90.50	+0.37

INDICES CLOSED THE WEEK WITH MODERATE GAINS

Indian equity benchmark ended on a green note in the week ended 14th December, 2024. Key indices were positive in two out of five sessions of the week. The S&P BSE Sensex was up by 424 points or 0.52% to settle at 82,133.12 in the week ended 14th December, 2024. The CNX Nifty was up by 90.50 points or 0.37% to settle at 24,768.30. The BSE Mid-Cap index was up by 106.90 or 0.22% to settle at 47,776.62. The BSE Small-Cap index was down by 93.25 points or 0.16% to settle at 56,957.46

Top Gainers			
Name	Closing Pr.	Previous Pr.	%Ch
BHARTI AIRTEL	1681.75	1597.85	5.25
BAJAJ FINANCE	7182.80	6850.30	4.85
WIPRO LTD	309.95	297.35	4.24
INFOSYS LTD	1999.70	1922.40	4.02
BAJAJ FINSERV	1679.70	1635.20	2.72

Top Losers			
Name	Closing Pr.	Previous Pr.	%Ch
TATA CONSUMER	929.70	974.45	-4.59
HUL LTD.	2,390.1	2,483.8	-3.77
NTPC LTD	357.15	369.50	-3.34
TATA MOTORS	790.30	816.80	-3.24
AXIS BANK	1148.1	1184.5	-3.07

MARKET STATS

Most Active (by value)			
Name	Avg Value	Pr.	Qty
RELIANCE INDUS	11,704.51	1,272.9	91,955.14
HDFC BANK	8,481.05	1,871.8	45,310.80
BHARTI AIRTEL	8,204.42	1,681.8	48,785.02
ICICI BANK	6,317.08	1,344.9	46,970.62
INFOSYS LTD	5,459.18	1,999.7	27,300.00

Most Active (by volume)			
Name	Avg Value	Pr.	Qty
TATA STEEL	2,402.5	148.95	161,300.06
RELIANCE INDUS	11,704.5	1,272.8	91,955.14
ITC LTD	3,379.8	470.00	71,911.26
NTPC LTD	2,342.8	357.15	65,598.53
TATA MOTORS	4,833.0	790.30	61,154.30



INSTITUTIONAL NET POSITION



FII's Cash	• -226.70
FII's Index Future	• -1,374.35
FII's Stock Future	• -8,103.04
DII's Cash	• 2,880.02

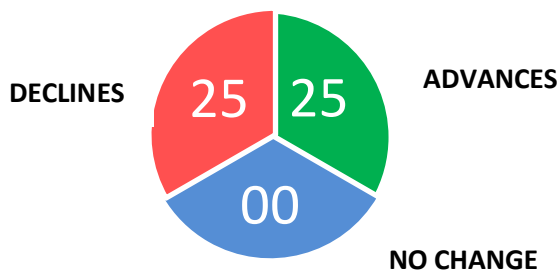
On Monday, 09 December, 2024, Indian equity markets ended a volatile day of trade with losses on Monday. On Tuesday, 10 December 2024, Indian equity markets ended Tuesday's volatile trading session on flat note as traders were cautious about upcoming inflation numbers. On Wednesday, 11 December, 2024, Indian equity markets throughout the day witnessed volatility and ended flat for yet another day. On Thursday, 12 December, 2024, Indian equity markets ended near day's low levels on Thursday with Nifty and Sensex settling below the psychological 24,550 and 81,300 levels, respectively ahead of India's CPI and IIP data, set to be released later today. On Friday, 13 December 2024, The S&P BSE Sensex was up 843.16 points or 1.04% to 82,133.12.

Company Name	Quantity	Trade Price
Ceat Ltd.	2,20,787	3254.10
Godrej Properties Ltd.	32,31,300	2940.00
Tata Teleservices (M..	1,07,20,628	86.37
MTAR Technologies Ltd.	2,16,484	1652.89
Deepak Builders & En..	3,24,183	197.33
Greaves Cotton Ltd.	23,24,923	248.89
Jain Irrigation Syst..	33,78,722	77.18



BULK & BLOCK

NIFTY MARKET BREADTH (W) - POSITIVE



RATIO ANALYSIS



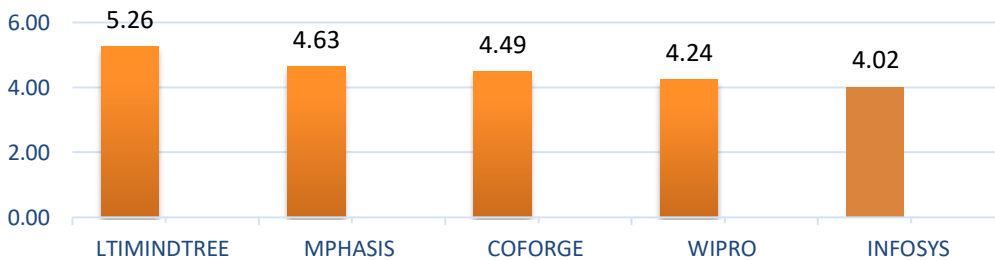


NEWS BULLETIN

- **Astra Microwave Products'** Joint Venture (JV) company -- Astra Rafael Comsys has bagged order worth Rs 255.88 crore on December 13, 2024 from Ministry of Defence for procurement of 93 numbers of additional sets of Software Defined Radios (SDR) LRUs with A kits, SBC 2 card and Network Centric Operations application for the Su-30 MKI fighter aircraft, by the Indian Air Force.
- **Bajel Projects** has been awarded a supply of Goods and Services contract by Solapur Transmission, (Project SPV Company of Torrent Power) for EPC work of Design, Engineering, Manufacturing, Supply, Erection, Civil Work, Testing & Commissioning Work for Establishment of 400/220 KV Solapur PS (New) & Establishment of 400 KV Line Bays- 2 nos. (Power Grid Solapur), Solapur, Maharashtra.
- **Aayush Wellness** has received a significant order worth \$3 million from M/s Cosmos Holdings Pte, a leading distributor in Singapore, to supply various healthcare and nutraceutical products.
- **Hindustan Aeronautics** has signed contract with Ministry of Defence on December 12, 2024, at an around cost of Rs 13,500 crore inclusive of taxes and duties.

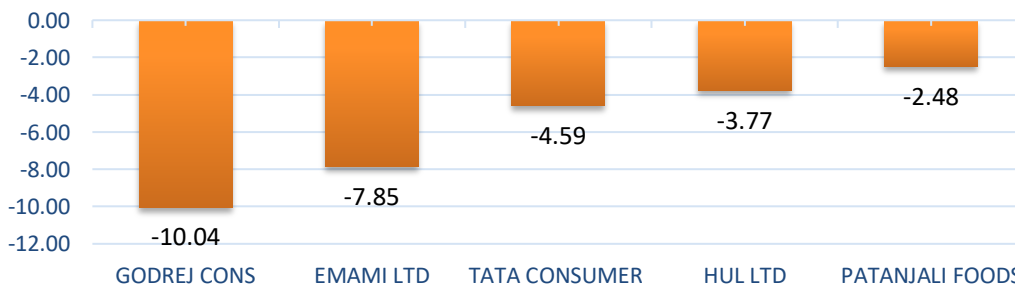
MAJOR DRIVING SECTORS

MARKET DRIVING SECTOR : IT



NIFTY IT
CLOSING: 45995.80
CHANGE: + 1279.75
CHANGE: +2.86%

MARKET DRIVING SECTOR : FMCG



NIFTY FMCG
CLOSING: 56869.40
CHANGE: -874.90
CHANGE: -1.52%