

29<sup>th</sup> March 2025

| Index    | Previous Close | Open      | High      | Low       | Close     | Change  | Change% |
|----------|----------------|-----------|-----------|-----------|-----------|---------|---------|
| SENSEX   | 76,905.51      | 77,456.27 | 78,741.69 | 77,082.51 | 77,414.92 | +509.41 | +0.66   |
| NIFTY 50 | 23,350.40      | 23,515.40 | 23,869.60 | 23,412.20 | 23,519.35 | +168.95 | +0.72   |

## INDICES ENDED THE WEEK ON A POSITIVE NOTE

Indian equity benchmark ended on a green note in the week ended 29<sup>th</sup> March, 2025. Key indices were positive in three out of four sessions of the week. The S&P BSE Sensex was up by 509.41 points or 0.66% to settle at 77,414.92 in the week ended 29<sup>th</sup> March, 2025. The CNX Nifty was up by 168.95 points or 0.72% to settle at 23,519.35. The BSE Mid-Cap index was down by 285.91 or 0.68% to settle at 41,531.12. The BSE Small-Cap index was down by 165.52 points or 0.35% to settle at 46,638.13.

| Top Gainers   |             |              |      |
|---------------|-------------|--------------|------|
| Name          | Closing Pr. | Previous Pr. | %Ch  |
| BAJAJ FINSERV | 2,007.35    | 1,847.25     | 8.67 |
| GRASIM        | 2,611.15    | 2,469.40     | 5.74 |
| ULTRATECH     | 11,509.55   | 10,976.75    | 4.85 |
| KOTAK BANK    | 2,171.20    | 2,079.00     | 4.43 |
| TATA CONSUMER | 1,001.90    | 961.20       | 4.23 |

| Top Losers    |             |              |       |
|---------------|-------------|--------------|-------|
| Name          | Closing Pr. | Previous Pr. | %Ch   |
| INDUSIND BANK | 649.85      | 686.90       | -5.39 |
| CIPLA LTD     | 1,442.20    | 1,523.85     | -5.36 |
| M&M           | 2,665.80    | 2,801.85     | -4.86 |
| DR REDDY'S    | 1,144.20    | 1,200.15     | -4.66 |
| TATA MOTORS   | 674.45      | 702.95       | -4.05 |

## MARKET STATS

| Most Active (by value) |           |          |             |
|------------------------|-----------|----------|-------------|
| Name                   | Avg Value | Pr.      | Qty         |
| HDFC BANK              | 13,839.96 | 1,828.20 | 7,57,026.72 |
| RELIANCE               | 10,106.84 | 1,275.10 | 7,92,631.52 |
| ICICI BANK             | 8,091.08  | 1,348.35 | 6,00,072.84 |
| KOTAK BANK             | 6,939.41  | 2,171.20 | 3,19,611.76 |
| INFOSYS LTD            | 6,537.80  | 1,570.65 | 4,16,247.88 |

| Most Active (by volume) |           |        |              |
|-------------------------|-----------|--------|--------------|
| Name                    | Avg Value | Pr.    | Qty          |
| BPCL                    | 4,266.39  | 278.47 | 15,32,083.68 |
| TATA STEEL              | 2,052.23  | 154.24 | 13,30,542.08 |
| NTPC LTD                | 4,137.55  | 357.60 | 11,57,032.72 |
| POWER GRID              | 3,059.00  | 290.35 | 10,53,557.60 |
| INDUSIND BANK           | 5,664.69  | 649.85 | 8,71,691.76  |



## INSTITUTIONAL NET POSITION



FII's Cash

• +17,426.31

FII's Index Future

• -3,642.42

FII's Stock Future

• -1,296.59

DII's Cash

• +6,797.49

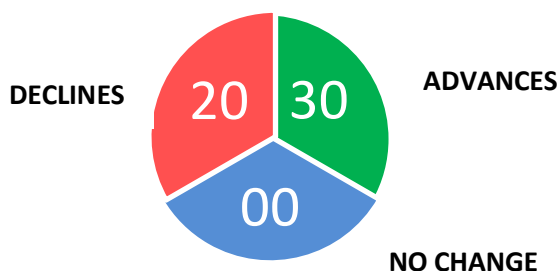
On Monday, 24 March, 2025, Indian equity markets continued their bullish run on Monday, with both Sensex and Nifty closing near the day's high points. On Tuesday, 25 March, 2025, Indian equity markets ended flat with positive bias on Tuesday, ahead of monthly F&O expiry. Markets started on a positive note, as IT and financial stocks outperformed. On Wednesday, 26 March, 2025, Indian equity markets experienced a downturn, snapping their seven-day winning streak, as global uncertainties and sectoral weakness weighed on sentiment. On Thursday, 27 March, 2025, Indian equity markets rebounded strongly on Thursday, with both the Nifty and Sensex garnering gains of around half a percent each. The S&P BSE Sensex was up 317.93 points or 0.41% to 77,606.43. On Friday, 28 March 2025, The S&P BSE Sensex was down 191.51 points or 0.25% to 77,414.92.

| Company Name         | Quantity  | Trade Price |
|----------------------|-----------|-------------|
| BEML                 | 2,66,666  | 3048.30     |
| Capri Global Capital | 92,09,076 | 203.44      |
| J B Chemicals        | 12,30,769 | 1625        |
| Max Financial        | 29,22,662 | 1112        |
| UNO Minda            | 2,45,144  | 934.45      |
| United Breweries     | 1,41,378  | 1931.15     |
| VIP Industries       | 10,39,927 | 299.25      |

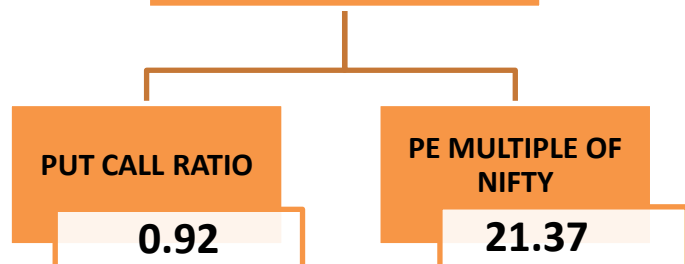


**BULK &  
BLOCK**

### NIFTY MARKET BREADTH (W) - POSITIVE



### RATIO ANALYSIS



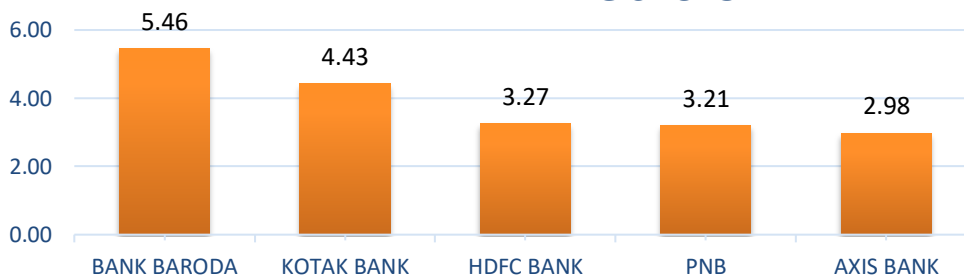


## NEWS BULLETIN

- **NBCC (India)** has been awarded work order worth Rs 82.08 crore (excluding GST) from Lokpal of India. The order is for renovation/interior works of Lokpal premises at Vasant Kunj, New Delhi.
- **North Eastern Carrying Corporation** has been awarded a contract from Tata Steel (TSL) for transportation of Steel Products (Coils/Sheets/Tubes) from TSL Sahibabad to various destinations through EV (Electric Heavy Vehicles) for 5 years and may be extended or renewed for a further period of one year on mutual consent.
- **Newgen Software Technologies'** wholly owned subsidiary -- Newgen Software Inc. (NSI) (incorporated in the USA) has executed an agreement with a customer. The aggregate value of the aforesaid agreement is \$1.385 million and to be executed in 5 years.
- **Bondada Engineering's** subsidiary -- M/s. Bondada Green Engineering has secured a work order from M/s. SR Power Systems India for supply of 220KV MS tower parts to be delivered at Mancherla, Telangana. The order is valued at Rs 4.91 crore and to be executed within one week after receiving drawing approval.

# MAJOR DRIVING SECTORS

## MARKET DRIVING SECTOR : BANK



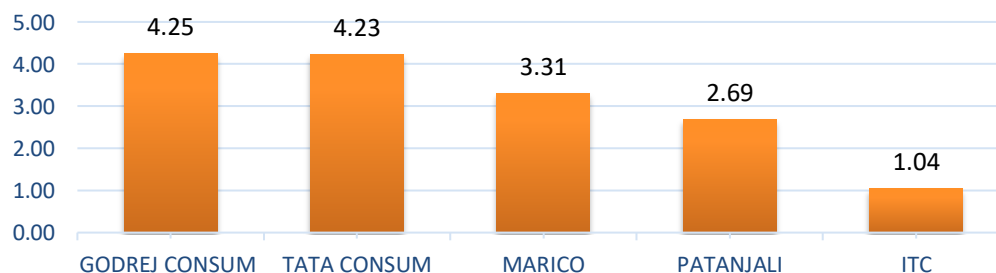
### NIFTY BANK

**CLOSING: 51,564.85**

**CHANGE: +971.30**

**CHANGE: +1.92%**

## MARKET DRIVING SECTOR : FMCG



### NIFTY FMCG

**CLOSING: 53,589.80**

**CHANGE: +603.75**

**CHANGE: +1.14%**