

31th May 2025

Index	Previous Close	Open	High	Low	Close	Change	Change%
SENSEX	81,721.08	81,928.95	82,492.24	81,106.97	81,451.01	-270.07	-0.33
NIFTY 50	24,853.15	24,919.35	25,079.20	24,677.30	24,750.70	-102.45	-0.41

INDICES TRADED IN A NARROW RANGE FOR THE THIRD CONSECUTIVE WEEK

Indian equity benchmark ended on a red note in the week ended 31th May, 2025. Key indices were negative in three out of five sessions of the week. The S&P BSE Sensex was down by 270.07 points or 0.33% to settle at 81,451.01 in the week ended 31th May, 2025. The CNX Nifty was down by 102.45 points or 0.41% to settle at 24,750.70. The BSE Mid-Cap index was up by 274.93 or 0.61% to settle at 45,136.35. The BSE Small-Cap index was up by 891.83 points or 1.73% to settle at 52,413.25.

Top Gainers			
Name	Closing Pr.	Previous Pr.	%Ch
INDUSIND BANK	816.95	793.40	2.97
SBIN	812.30	790.50	2.76
ADANI PORTS	1,432.80	1,395.40	2.68
LT	3,675.10	3,599.90	2.09
DR REDDY'S	1,251.20	1,230.10	1.72

Top Losers			
Name	Closing Pr.	Previous Pr.	%Ch
ULTRATECH	11,210.00	11,746.00	-4.56
GRASIM	2,545.80	2,659.40	-4.27
ITC LTD	418.05	436.30	-4.18
SHRIRAM FINANCE	639.35	659.85	-3.11
NTPC LTD	333.90	344.60	-3.11

MARKET STATS

Most Active (by value)			
Name	Avg Value	Pr.	Qty
ITC LTD	21,909.17	418.05	52,40,800.64
HDFC BANK	10,968.12	1,944.90	5,63,942.40
ICICI BANK	8,157.13	1,445.80	5,64,195.16
RELIANCE	7,244.94	1,420.90	5,09,883.68
BHARTI AIRTEL	6,555.33	1,856.20	3,53,158.72

Most Active (by volume)			
Name	Avg Value	Pr.	Qty
ITC LTD	21,909.17	418.05	5240800.64
TATA STEEL	1,950.23	161.02	1211172.56
NTPC LTD	2,925.15	333.90	876054.72
POWER GRID	2,179.08	289.75	752056.72
SBIN	4,866.12	812.30	599054.72



INSTITUTIONAL NET POSITION



FII's Cash	• - 418.36
FII's Index Future	• - 8,469.44
FII's Stock Future	• - 6,073.55
DII's Cash	• + 33,144.78

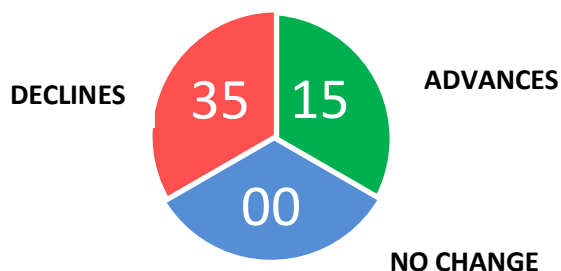
On Monday, 26 May, 2025, Indian equity benchmarks extended their gains for a second consecutive session on Monday. On Tuesday, 27 May, 2025, Local equity benchmarks ended sharply lower on Tuesday, weighed down by weak cues from Asian markets along with a broad-based selloff across sectors. On Wednesday, 28 May, 2025, Local equity benchmarks ended sharply lower on Tuesday, weighed down by weak cues from Asian markets along with a broad-based selloff across sectors. On Thursday, 29 May, 2025, Indian equity benchmarks ended with significant gains on Thursday, with the Nifty and Sensex closing over half percent higher after a U.S. court ruling blocked President Trump's Liberation Day tariffs, citing overreach of power. The S&P BSE Sensex was up by 320.70 points or 0.39% to 81,633.02. On Friday, 30 May 2025, S&P BSE Sensex was down by 182.01 points or 0.22% to 81,451.01.

Company Name	Quantity	Trade Price
Kiri Industries	4,44,210	676.89
Reliance Power	3,05,19,533	57.77
Indian Energy Exchange	51,07,712	200.71
Apollo Micro Systems	14,80,849	189.44
Indigo Paints	15,13,635	1046.45
Eternal	6,24,85,371	238.25
FSN E-Commerce	1,01,548	202.08

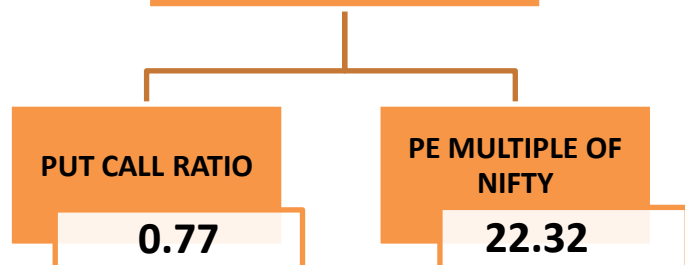


**BULK &
BLOCK**

NIFTY MARKET BREADTH (W) - NEGATIVE



RATIO ANALYSIS



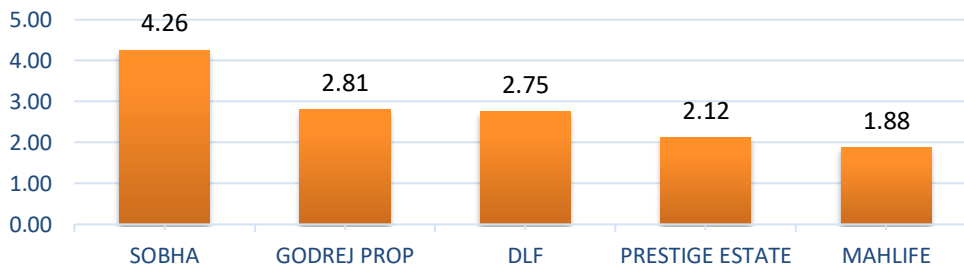


NEWS BULLETIN

- **Swan Energy** has reported many fold jump in its net profit at Rs 3.02 crore for the quarter under review as compared to Rs 0.18 crore for the same quarter in the previous year. However, total income of the company decreased by 58.57% at Rs 52.08 crore for Q4FY25 as compared to Rs 125.70 crore for the corresponding quarter previous year.
- **Adani Energy Solutions (AESL)** has won a Rs 1,660 crore inter-state transmission project in Maharashtra. The project scope includes establishment of 3,000 Mega Volt-Amperes (MVA) of substations capacity, besides other related transmission infrastructure, taking AESL's overall transmission network to 26,696 ckm and 93,236 MVA of transformation capacity. AESL is scheduled to commission the project by January 2028.
- **Afcons Infrastructure** has received LOA worth Rs 463.50 crore (including GST) from Office Of Additional Chief Engineer P.H.E.D Project Region Udaipur for water supply project of 353 villages (Chikhli, Simalwara, Jonthary & Galiyakot block) of district Dungarpur form Kadana Back Water (Mahi Dam) package -1 (intake well, WTP and entire transmission system up to OHSR's) under JJM with O&M for 10 years after defect liability period of 1 year. The project completion period is 20 months.

MAJOR DRIVING SECTORS

MARKET DRIVING SECTOR : REALTY



NIFTY REALTY

CLOSING: 949.35

CHANGE: + 12.50

CHANGE: + 1.33%

MARKET DRIVING SECTOR : FMCG



NIFTY FMCG

CLOSING: 55,283.00

CHANGE: - 1,219.05

CHANGE: - 2.16%

[For Disclosure & Disclaimer, click here](#)