

05<sup>th</sup> July 2025

Index	Previous Close	Open	High	Low	Close	Change	Change%
SENSEX	84,058.90	84,027.33	84,099.53	83,015.83	83,432.89	-626.01	-0.74
NIFTY 50	25,637.80	25,661.65	25,669.35	25,331.65	25,461.00	-176.80	-0.69

## BOURSES CLOSED THE WEEK WITH MODEST LOSS

Indian equity benchmark ended on a red note in the week ended 05<sup>th</sup> July, 2025. Key indices were negative in three out of five sessions of the week. The S&P BSE Sensex was down by 626.01 points or 0.74% to settle at 83,432.89 in the week ended 05<sup>th</sup> July, 2025. The CNX Nifty was down by 176.80 points or 0.69% to settle at 25,461.00. The BSE Mid-Cap index was up by 273.09 or 0.59% to settle at 46,814.34. The BSE Small-Cap index was up by 580.94 points or 1.07% to settle at 54,830.34.

Top Gainers			
Name	Closing Pr.	Previous Pr.	%Ch
APOLLO HOSPITALS	7,553.50	7,308.50	3.35
BEL	427.55	414.50	3.15
ASIAN PAINTS	2,424.20	2,358.70	2.78
ULTRATECH	12,506.00	12,213.00	2.40
INFOSYS	1,640.70	1,608.00	2.03

Top Losers			
Name	Closing Pr.	Previous Pr.	%Ch
TRENT LTD	5456.00	6019.50	-9.36
AXIS BANK	1,177.60	1,225.10	-3.88
KOTAK BANK	2,129.80	2,207.90	-3.54
SHRIRAM FINANCE	676.15	699.95	-3.40
TATA CONSUMER	1,089.70	1,124.30	-3.08

## MARKET STATS

Most Active (by value)			
Name	Avg Value	Pr.	Qty
TATA STEEL	2,942.19	163.01	18,04,915.04
BEL	4,648.22	427.55	10,87,176.00
JIO FINANCIAL	2,987.44	324.95	9,19,354.08
ETERNAL LTD	2,254.04	261.40	8,62,296.16
ITC LTD	2,657.67	412.55	6,44,205.20

Most Active (by volume)			
Name	Avg Value	Pr.	Qty
HDFC BANK	7,125.78	1,989.30	3,58,205.52
TRENT LTD	6,613.43	5,456.00	1,21,213.82
RELIANCE	6,571.34	1,527.30	4,30,258.44
ICICI BANK	6,161.19	1,442.80	4,27,030.40
BHARTI AIRTEL	4,764.00	2,017.20	2,36,169.00



## INSTITUTIONAL NET POSITION



FII's Cash

• - 6,604.56

FII's Index Future

• - 6,267.05

FII's Stock Future

• - 4,711.56

DII's Cash

• - 7,609.42

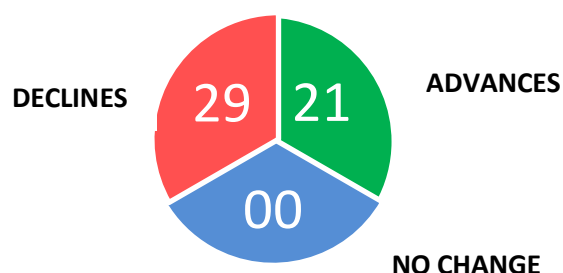
On Monday, 30 Jun, 2025, Indian equity benchmarks snapped four-day winning streak and ended with cut of near half a percent despite easing geopolitical tensions. On Tuesday, 01 July, 2025, In a volatile trading session, Indian markets managed to trade above neutral lines for the most part of the session and ended with marginal gains amid mixed macroeconomic data. On Wednesday, 02 July, 2025, Indian equity benchmarks end lower on Wednesday, ahead of weekly F&O expiry. On Thursday, 03 July, 2025, Indian equity benchmarks failed to sustain early gains and ended in negative territory. The S&P BSE Sensex was down by 170.22 points or 0.20% to 83,239.47. On Friday, 04 Jun 2025, S&P BSE Sensex was up by 193.42 points or 0.23% to 83,432.89.

Company Name	Quantity	Trade Price
Bank of Maharashtra	24,75,399	56.66
Mangalam Cement	2,50,000	758
FSN E-Commerce	6,00,00,000	202.57
One Mobikwik Systems Ltd.	4,22,660	245.72
Swiggy Ltd.	3,20,421	381
Transrail Lighting Ltd.	8,09,766	705.41
Raymond	5,40,320	764.73

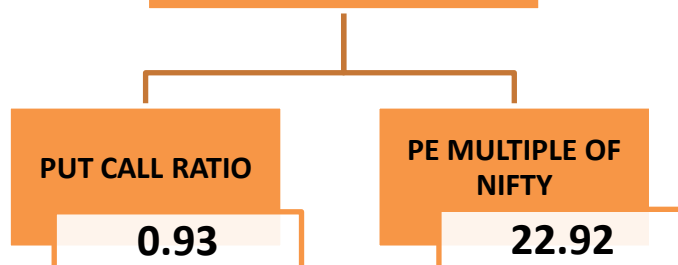


**BULK &  
BLOCK**

### NIFTY MARKET BREADTH (W) - NEGATIVE



### RATIO ANALYSIS

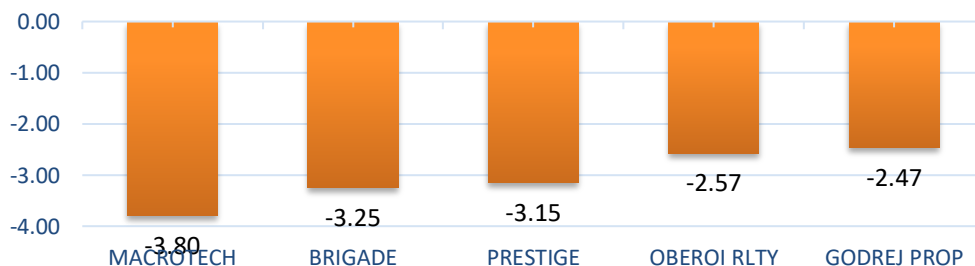




## NEWS BULLETIN

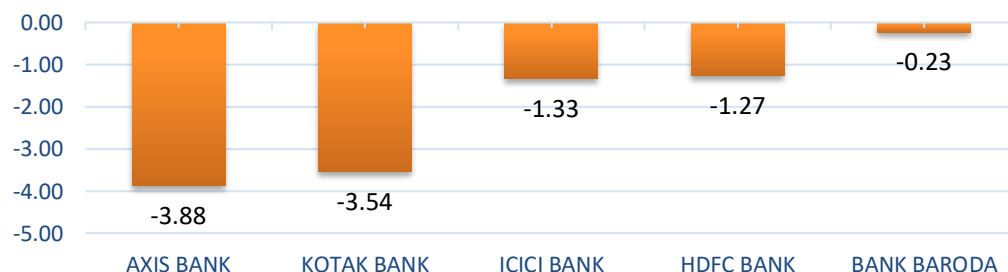
- **KP Green Engineering** has secured confirmed new orders from multiple clients, totalling Rs 52.31 crore across five segments. The company has secured orders worth Rs 11.57 crore in solar projects segment for fixed tilt module mounting structure, supply of tracker type module mounting structure & structure part.
- **Angel One** has reported 31.3% growth in client base to 32.47 million in June 2025 as against 24.72 million recorded in June 2024. The company's client base rose by 1.6% Month-on-Month (MoM) from 31.95 million clients in May 2025.
- **MOIL** has reported a 6.8 per cent year-on-year rise in its manganese ore output to 5.02 lakh tonnes in the April-June quarter (Q1FY26). MOIL scales new heights in April-June, 2025. Registers record quarterly production since inception.
- **Zaggle Prepaid Ocean Services (Zaggle)** has entered into an agreement with Apollo Health and Lifestyle (Apollo) and subsidiaries of Apollo. Under this agreement, the company would provide Apollo Health and Lifestyle and its Subsidiaries, Zaggle Zoyer & Zaggle Save (Employee expense management & benefits) propositions. The agreement is for 3 years.

### MARKET DRIVING SECTOR : REALTY



**NIFTY REALTY**  
**CLOSING: 971.95**  
**CHANGE: - 22.00**  
**CHANGE: - 2.08%**

### MARKET DRIVING SECTOR : BANK



**NIFTY BANK**  
**CLOSING: 57,031.90**  
**CHANGE: - 412.00**  
**CHANGE: - 1.41%**

[For Disclosure & Disclaimer, click here](#)