

22th July 2025

Index	Previous Close	Open	High	Low	Close	Change	Change%
SENSEX	82,200.34	82,527.43	82,538.17	82,110.63	82,186.81	-13.53	-0.02
NIFTY	25,090.70	25,166.65	25,182.00	25,035.55	25,060.90	-29.80	-0.12

BOURSES CLOSED WITH MINOR LOSS

The 30-share BSE Sensex was down by 13.53 points or 0.02% to settle at 82,186.81 and the Nifty was down by 29.80 points or 0.12% to settle at 25,060.90. The BSE Mid-Cap was down by 0.62% and BSE Small Cap was down by 0.17%. On the sectoral front, there were no gaining index; on the flip side, Realty, Capital Goods, Auto, Bank, Metal, Healthcare, IT, Consumer Durables, FMCG and Oil & Gas were losing indices. Eternal, Titan, BEL, Maruti and Hindustan Unilever were the top gainers on the Sensex; on the flip side, Tata Motors, Adani Ports, SBIN, Reliance and Larsen & Toubro were the top losers on the Sensex. On global front, Asian markets shut the day on a red note and European indices are trading on a negative note.

Top Gainers

Name	Closing Pr.	Previous Pr.	%Ch
ETERNAL	276.50	257.20	1.77
GRASIM	2,751.00	2,728.50	0.33
WIPRO	260.90	266.95	0.21
JIOFIN	317.90	316.85	0.20
BEL	400.70	394.75	0.19

Top Losers

Name	Closing Pr.	Previous Pr.	%Ch
INDUSINDBK	851.00	870.05	-0.91
DRREDDY	1,256.10	1,257.50	-0.25
TECHM	1,540.50	1,548.90	-0.21
SBILIFE	1,801.50	1,788.40	-0.18
SUNPHARMA	1,689.40	1,693.60	-0.17

MARKET STATS (NSE)

Most Active (by value)

Name	Qty	Pr.	Value CR
RELIANCE	2,24,42,744	1,428.20	3,180.25
HDFCBANK	1,11,54,539	2,001.50	2,240.99
ICICIBANK	1,38,67,136	1,464.50	2,045.25
ETERNAL	6,75,08,530	276.50	2,032.95
AXISBANK	1,59,05,500	1,100.00	1,751.96

Most Active (by volume)

Name	Qty	Pr.	Value CR
ETERNAL	6,75,08,530	276.50	2,032.9
TATASTEEL	2,98,12,899	163.18	487.68
RELIANCE	2,24,42,744	1,428.20	3,180.2
JIOFIN	1,69,96,843	317.90	531.75
AXISBANK	1,59,05,500	1,100.00	1,751.9



Indian equity benchmarks ended in negative territory on Tuesday, amid caution surrounding June quarter earnings. After making a positive start, soon indices pared gains and hovered around the flatline for most of the session, as investor's awaited clarity on trade developments ahead of the August 1 deadline for U.S. reciprocal tariffs. Some concerns came as exchange data showed that foreign institutional investors (FIIs) offloaded equities worth Rs 1,681.23 crore on a net basis on Monday. Traders were cautious with the government data which showed that India's eight core infrastructure sectors' growth slowed down to 1.7 per cent in June 2025 from 5 per cent in the same month last year. Traders took note of report that Vice Chairman (VC) of NITI Aayog Suman Bery has said that India's sustained economic growth makes it an anchor of stability for the world, which needs new engines of growth and development models that can be scaled and shared.

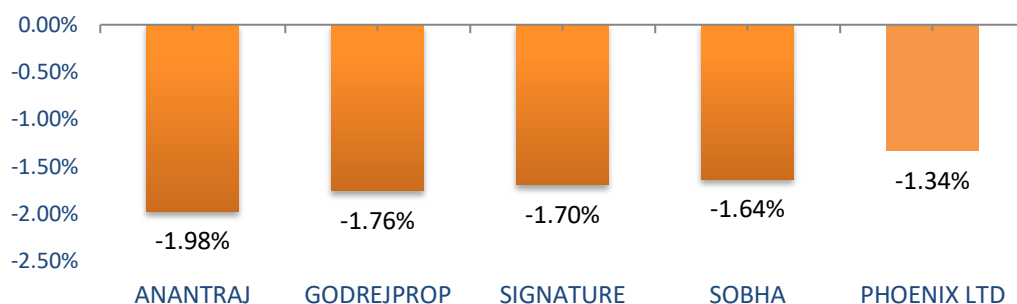
On Global front, European markets were trading mostly in red as traders remained cautious amid disappointing earnings reports. Asian markets ended mostly in red amid continued uncertainty over U.S. President Donald Trump's reciprocal tariffs on imports from trading partners, though he set a deadline of August 1 to reach deals.

Source: AceEquity

NEWS BULLETIN

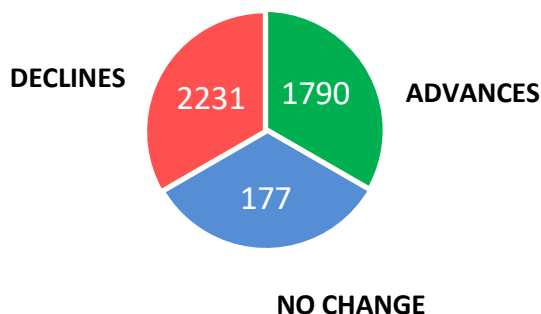
- **Vardhman Textiles** has reported 11.14% fall in its net profit at Rs 201.62 crore for the quarter ended June 30, 2025 as compared to Rs 226.90 crore for the same quarter in the previous year. However, total income of the company increased by 3.38% at Rs 2414.07 crore for Q1FY26 as compared to Rs 2335.07 crore for the corresponding quarter previous year.
- **DCM Shriram** has reported 3.28% rise in its net profit at Rs 96.73 crore for first quarter ended June 30, 2025 as compared to Rs 93.66 crore for the same quarter in the previous year.
- **Obero Realty** has reported 32.76% decline in its net profit at Rs 308.84 crore for first quarter ended June 30, 2025 (Q1FY26) as compared to Rs 459.28 crore for the same quarter in the previous year.

MARKET DRIVING SECTOR : REALTY

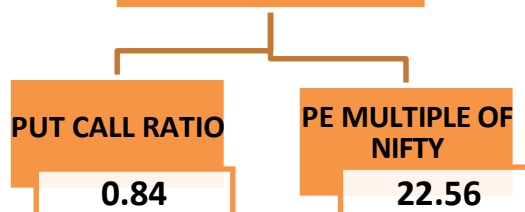


S&P BSE: REALTY
CLOSING: 7,727.62
CHANGE: - 78.74
CHANGE: - 1.01%

MARKET BREADTH – NEGATIVE



RATIO ANALYSIS



[For Disclosure & Disclaimer, click here](#)