

Index	Previous Close	Open	High	Low	Close	Change	Change%
SENSEX	80,787.30	81,129.69	81,181.37	80,927.97	81,101.32	+ 314.02	+ 0.39
NIFTY	24,773.15	24,864.10	24,891.80	24,814.00	24,868.60	+ 95.45	+ 0.39

INDICES SHUT THE DAY IN GREEN

The 30-share BSE Sensex was up by 314.02 points or 0.39% to settle at 81,101.32 and the Nifty was up by 95.45 points or 0.39% to settle at 24,868.60. The BSE Mid-Cap was up by 0.20% and BSE Small Cap was up by 0.22%. On the sectoral front, IT, FMCG, Metal, Capital Goods and Bank were gaining indices; on the flip side, Auto, Oil & Gas, Realty, Consumer Durables and Healthcare were losing indices. Infosys, Tech Mahindra, Adani Ports, HCL Tech and TCS were the top gainers on the Sensex; on the flip side, Trent, Eternal, Ultratech Cement, NTPC and Titan were the top losers on the Sensex. On global front, Asian markets shut the day on a green note and European indices are trading on a positive note.

Top Gainers

Name	Closing Pr.	Previous Pr.	%Ch
INFY	1,502.40	1,432.90	4.85
DRREDDY	1,294.40	1,250.60	3.50
WIPRO	249.34	242.52	2.81
ADANI PORTS	1,382.50	1,348.30	2.54
TECHM	1,496.50	1,460.70	2.45

Top Losers

Name	Closing Pr.	Previous Pr.	%Ch
TRENT	5,223.00	5,315.50	-1.74
ETERNAL	325.70	329.65	-1.20
ULTRACEMCO	12,562.00	12,664.00	-0.81
JIOFIN	308.60	311.10	-0.80
TITAN	3,635.00	3,658.00	-0.63

MARKET STATS (NSE)

Most Active (by value)

Name	Qty	Pr.	Value CR
INFY	1,30,72,640	1,502.40	1,954.41
HDFCBANK	1,39,85,539	966.45	1,353.53
RELIANCE	97,54,452	1,376.10	1,341.67
M&M	28,79,258	3,702.00	1,064.21
MARUTI	6,05,860	15,339.0	927.61

Most Active (by volume)

Name	Qty	Pr.	Value CR
ETERNAL	1,96,58,627	325.70	640.46
TATASTEEL	1,40,28,910	169.45	236.85
HDFCBANK	1,39,85,539	966.45	1,353.5
INFY	1,30,72,640	1,502.40	1,954.4
WIPRO	1,28,36,972	249.34	319.27



Indian equity benchmarks closed higher on Tuesday, driven by gains in information technology and banking stocks. Markets made a positive start and remained higher throughout the day, amid optimism over a potential interest rate cut by the U.S. Federal Reserve next week. Some support came in as Israel's Minister of Finance Bezalel Smotrich said that the bilateral investment agreement signed with India would provide a strong push for private companies to invest in each other's economies. Some support came as India and Israel have signed a Bilateral Investment Agreement (Agreement). The agreement is expected to boost investments, provide greater certainty and protection for investors, facilitating the growth of trade and mutual investments by ensuring a minimum standard of treatment, and an independent dispute resolution mechanism through arbitration. Sentiments remained upbeat as Union Minister Piyush Goyal asked the industry to pass on the full benefit of GST rate cuts to consumers, thereby increasing the demand of domestic products and strengthen the foundation of India's economy.

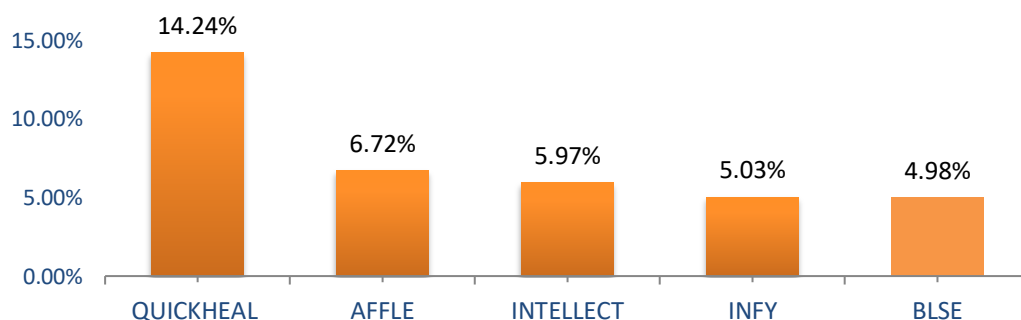
On Global front, European markets were trading mostly in green as investors shrugged off data that showed French industrial production declined by 1.1 percent in July compared to June, mainly on lower aircraft production.

Source: AceEquity

NEWS BULLETIN

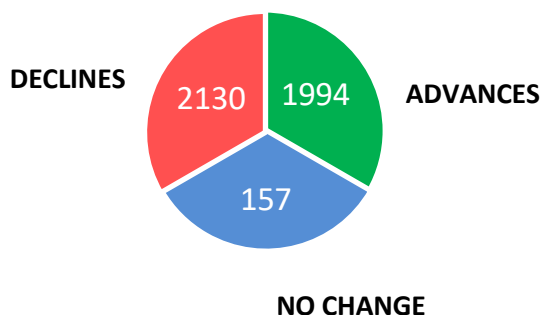
- **LTIMindtree** has renewed its strategic partnership with OKQ8, one of the largest fuel companies in the Nordic region. This renewal underscores LTIMindtree's role as a trusted technology partner, strengthening its collaboration with OKQ8 to support their digital transformation goals.
- **Dharan Infra-EPC's** wholly owned subsidiary -- Dharan Infra Solar has received work contracts of an aggregate value of around Rs 262.10 crore from a leading renewable energy company in India engaged in solar power development.
- **BR Goyal Infrastructure** has received a work order from Public Works Region, Nashik, for the improvement and widening of Adgaon Girnare Waghera Harsul Ozarkhed Road SH 28 in the state of Maharashtra. The accepted contract amount of the said work order is Rs 125.85 crore.

MARKET DRIVING SECTOR : IT

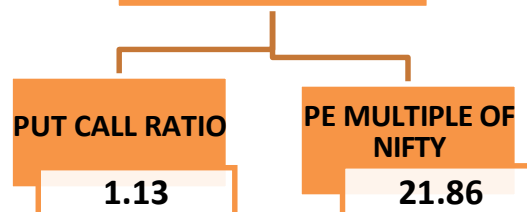


S&P BSE: IT
CLOSING: 34,708.34
CHANGE: + 931.80
CHANGE: + 2.76%

MARKET BREADTH – NEGATIVE



RATIO ANALYSIS



[For Disclosure & Disclaimer, click here](#)