

15<sup>th</sup> Nov 2025

Index	Previous Close	Open	High	Low	Close	Change	Change%
SENSEX	83,216.28	83,198.20	84,919.43	83,124.03	84,562.78	+1,346.50	+1.62
NIFTY 50	25,492.30	25,503.50	26,010.70	25,449.25	25,910.05	+417.75	+1.64

## INDICES CLOSED THE WEEK IN GREEN

Indian equity benchmark ended on a green note in the week ended 15<sup>th</sup> Nov, 2025. Key indices were positive in five out of five sessions of the week. The S&P BSE Sensex was up by 1,346.50 points or 1.62% to settle at 84,562.78 in the week ended 15<sup>th</sup> Nov, 2025. The CNX Nifty was up by 417.75 points or 1.64% to settle at 25,910.05. The BSE Mid-Cap index was up by 418.79 or 0.90% to settle at 47,187.18. The BSE Small-Cap index was up by 78.52 points or 0.15% to settle at 53,130.68.

Top Gainers			
Name	Closing Pr.	Previous Pr.	%Ch
ASIAN PAINTS	2,906.40	2,613.80	11.19
ADANI ENT	2,516.80	2,369.40	6.22
INTERGLOBE AVI	5,908.50	5,583.50	5.82
HCL TECH	1,594.60	1,512.40	5.44
JIO FIN	314.90	299.30	5.21

Top Losers			
Name	Closing Pr.	Previous Pr.	%Ch
TRENT LTD	4,391.20	4,627.30	-5.10
BAJAJ FINANCE	1,018.50	1,066.60	-4.51
TATA STEEL	174.26	181.37	-3.92
TATA MOT PASSG	391.20	405.70	-3.57
APOLLO HOSPITALS	7,420.50	7,642.00	-2.90

## MARKET STATS

Most Active (by value)			
Name	Avg Value	Pr.	Qty
INFOSYS LTD	10,145.65	1,502.80	6,75,11,616.00
BHARTI AIRTEL	8,983.54	2,100.70	4,27,64,492.00
ICICI BANK	7,493.20	1,373.00	5,45,75,408.00
HDFC BANK	7,405.95	989.60	7,48,37,864.00
ETERNAL LTD	6,514.92	303.75	21,44,82,832

Most Active (by volume)			
Name	Avg Value	Pr.	Qty
ETERNAL LTD	6,514.92	303.75	21,44,828.32
TATA STEEL	2,996.43	174.26	17,19,519.04
ITC LTD	3,970.48	408.15	9,72,799.92
HDFC BANK	7,405.95	989.60	7,48,378.64
BEL	3,125.01	426.85	7,32,109.04



## INSTITUTIONAL NET POSITION



FII's Cash

• - 12,020.00

FII's Index Future

• - 3,427.01

FII's Stock Future

• + 4,662.80

DII's Cash

• + 24,674.19

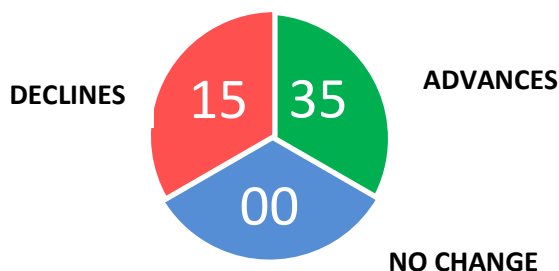
On Monday, 10 Nov, 2025, Indian equity benchmarks settled higher on Monday tracking gains across global markets. On Tuesday, 11 Nov, 2025, Indian equity benchmarks bounced back from intraday losses and closed higher on the weekly F&O expiry day, buoyed by optimism over a potential US-India trade deal. On Wednesday, 12 Nov, 2025, Indian equity benchmarks ended in positive terrain with strong gains on Wednesday, supported by strong buying interest in IT stocks. On Thursday, 13 Nov, 2025, Indian equity benchmarks ended flat with a positive bias on Thursday, amid mixed global cues and ahead of Bihar election results. On Friday, 14 Nov 2025, The S&P BSE Sensex was up by 84.11 points or 0.10% to 84,562.78.

Company Name	Quantity	Trade Price
Ashapura Minechem	4,92,423	706.64
Godrej Industries	36,83,994	1,062.45
KRBL	11,76,591	416.70
PG Electroplast	18,68,415	567.03
Rain Industries	26,00,000	120.00
Paras Defence	4,44,219	763.94
Sagility	8,48,22,752	47.60

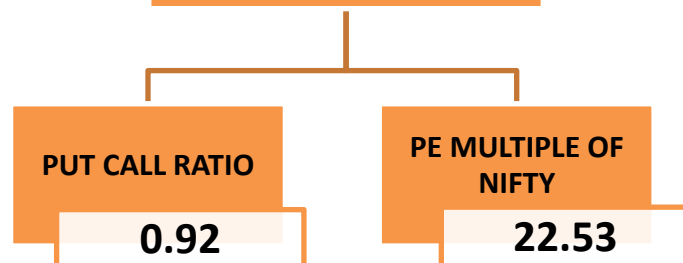
**DEALS**

**BULK &  
BLOCK**

### NIFTY MARKET BREADTH (W) - POSITIVE



### RATIO ANALYSIS

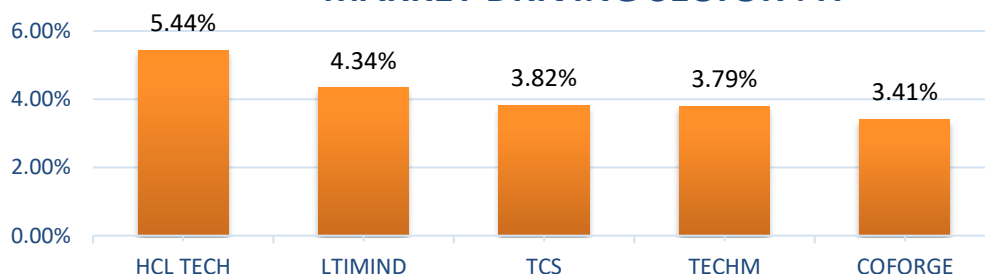




## **NEWS BULLETIN**

- **Bharat Dynamics** has reported 76.18% jump in its net profit at Rs 215.88 crore for the quarter ended September 30, 2025 as compared to Rs 122.53 crore for the same quarter in the previous year.
- **NBCC (India)** has received an order worth Rs 340.17 crore for the construction of the Central University of Kashmir (Phase-I works) at Tulmulla, Ganderbal, Kashmir. The company has received order from Central University of Kashmir. The said work is in the ordinary course of business of the Company.
- **Hero MotoCorp** has reported 15.73% rise in its net profit at Rs 1,392.83 crore for the quarter ended September 30, 2025 as compared to Rs 1,203.54 crore for the same quarter in the previous year.
- **Muthoot Finance** has reported 87.44% jump in its net profit at Rs 2,345.17 crore for the quarter ended September 30, 2025 as compared to Rs 1,251.14 crore for the same quarter in the previous year.
- **Jubilant FoodWorks** has reported 22.84% rise in its net profit at Rs 63.95 crore for the quarter ended September 30, 2025 as compared to Rs 52.06 crore for the same quarter in the previous year.

### **MARKET DRIVING SECTOR : IT**



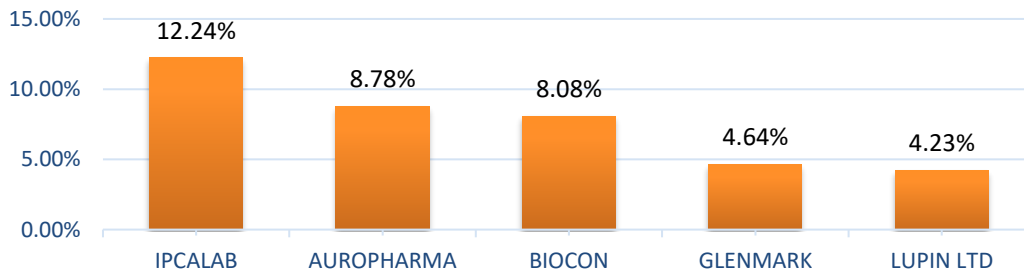
#### **NIFTY IT**

**CLOSING: 36,301.25**

**CHANGE: + 1,183.65**

**CHANGE: + 3.37%**

### **MARKET DRIVING SECTOR : PHARMA**



#### **NIFTY PHARMA**

**CLOSING: 22,821.05**

**CHANGE: + 651.25**

**CHANGE: + 2.94**

[For Disclosure & Disclaimer, click here](#)