

Index	Previous Close	Open	High	Low	Close	Change	Change%
SENSEX	77,566.16	78,375.73	78,526.25	77,745.47	78,205.98	+639.82	+0.82
NIFTY	24,028.05	24,280.80	24,303.80	24,079.95	24,261.60	+233.55	+0.97

INDICES RECOVERED FROM LOWER LEVELS

The 30-share BSE Sensex was up by 639.82 points or 0.82% to settle at 78,205.98 and the Nifty was up by 233.55 points or 0.97% to settle at 24,261.60. The BSE Small Cap 250 was up by 2.04% and BSE 500 was up by 1.30%. On the sectoral front, Auto, Metal, Consumer Durables, Realty, Healthcare, Banks, Capital Goods, FMCG were gainer indices. On the flip side, Oil & Gas and IT were losing indices. Mahindra & Mahindra, Indigo, Maruti, ICICI Bank and Asian Paint were top gainers on the Sensex; on the flip side, Eternal, Infosys, Reliance, Bharti Airtel and TCS were the top losers on the Sensex. On global front, Asian markets shut the day on a green note and European indices are trading on a positive note.

Top Gainers			
Name	Closing Pr.	Previous Pr.	%Ch
SHRIRAMFIN	1,066.70	987.20	8.05
EICHERMOT	7,545.00	7,266.00	3.84
TMPV	344.40	332.00	3.73
INDIGO	4,383.50	4,236.70	3.46
M&M	3,296.00	3,187.60	3.40

Top Losers			
Name	Closing Pr.	Previous Pr.	%Ch
INFY	1,296.50	1,315.00	-1.41
ETERNAL	226.70	229.56	-1.25
RELIANCE	1,410.90	1,424.00	-0.92
BHARTIARTL	1,855.70	1,866.70	-0.59
TCS	2,517.40	2,527.40	-0.40

MARKET STATS (NSE)

Most Active (by value)			
Name	Qty	Pr.	Value CR
HDFCBANK	5,28,66,024	849.00	4,490.76
RELIANCE	1,80,71,259	1,410.90	2,549.71
ICICIBANK	1,91,36,143	1,312.80	2,495.81
BHARTIARTL	1,17,41,600	1,855.70	2,175.79
SBIN	1,74,91,459	1,114.00	1,944.21

Most Active (by volume)			
Name	Qty	Pr.	Value CR
HDFCBANK	5,28,66,024	849.00	4,490.7
ETERNAL	4,71,96,661	226.70	1,073.9
TATASTEEL	2,57,83,308	195.34	500.89
JIOFIN	2,31,26,145	236.65	540.50
KOTAKBANK	2,13,46,381	391.25	834.99



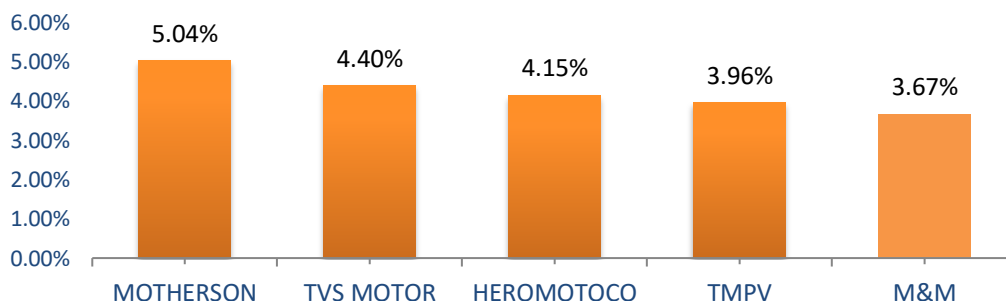
Indian equity benchmarks bounced back strongly on Tuesday, recovering from the previous session's sharp sell-off, as investors bought stocks at lower prices amid improving global sentiments. Markets made a positive start, as traders took support from a nearly 10% drop in global crude oil prices amid signs of a possible easing of oil sanctions and comments from U.S. President Donald Trump suggesting that the Iran war could end soon. In the afternoon session, the markets extended their gains and closed near the day's high points. Traders took support with Commerce and Industry Minister Piyush Goyal stating that the nine free trade agreements (FTAs) finalised by India in the last four years will provide huge business opportunities for the domestic pharma and healthcare sectors. Traders took note of report that the Reserve Bank of India (RBI) has injected Rs 50,000 crore into the banking system through Open Market Operation (OMO) purchases of government securities. Sentiments remained upbeat as Association of Mutual Funds of India's (AMFI) report showed a 8% month on month growth Equity mutual funds inflows in the month of February.

On the global front, European equity markets traded in the green, while Asian markets ended higher, as sentiments improved after tensions surrounding the US-Iran conflict.
Source: Ace Equity

NEWS BULLETIN

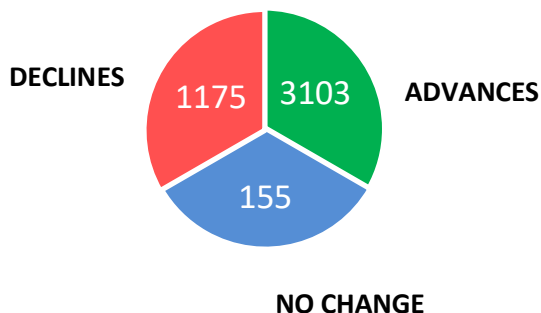
- **BMW Ventures** has secured an order worth Rs 15.91 (including taxes) crore for supply, fabrication, delivery, and erection of fabricated steel structure. The order is received for the Fabricated Steel Manufacturing Division of the Company. The said order is to be delivered within 9 months from date of purchase order.
- **Monarch Surveyors and Engineering Consultants** has secured work order worth around Rs 12.29 crore from Settlement Commissioner and Director of Land Records, Maharashtra.
- **HEC Infra Projects** has received work order worth Rs 36.50 crore from M/S Siemens Financial Services. This project is regarding EPC order for 10.4 M/W Solar Power Plant Generation system. The order is to be executed within 6 months.

MARKET DRIVING SECTOR : AUTO

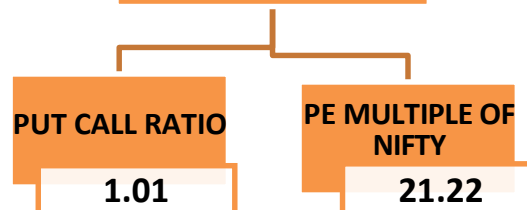


S&P BSE: AUTO
CLOSING: 59,186.78
CHANGE: + 1,682.32
CHANGE: + 2.93%

MARKET BREADTH – POSITIVE



RATIO ANALYSIS



[For Disclosure & Disclaimer, click here](#)