

Index	Previous Close	Open	High	Low	Close	Change	Change%
SENSEX	74,207.24	74,559.38	75,286.39	74,385.04	74,532.96	+325.72	+0.44
NIFTY	23,002.15	23,110.15	23,345.15	23,067.60	23,114.50	+112.35	+0.49

## INDICES CLOSED WITH MODEST GAIN

The 30-share BSE Sensex was up by 325.72 points or 0.44% to settle at 74,532.96 and the Nifty was up by 112.35 points or 0.49% to settle at 23,114.50. The BSE Small Cap 250 was up by 0.47% and BSE 500 was up by 0.51%. On the sectoral front, IT, Auto, Metal, Banks, Oil & Gas, FMCG, Capital Goods, Healthcare and Consumer Durables were gainer indices. On the flip side, Realty were losing index. Tata Steel, Tech Mahindra, Infosys, Trent and Reliance were gainers on the Sensex; on the flip side, HDFC Bank, BEL, Kotak Bank, ICICI Bank and Indigo were the top losers on the Sensex. On global front, Asian markets shut the day on a red note and European indices are trading on a negative note.

Top Gainers			
Name	Closing Pr.	Previous Pr.	%Ch
TECHM	1,386.30	1,340.60	3.41
JSWSTEEL	1,168.00	1,130.90	3.28
TATASTEEL	196.38	190.51	3.08
COALINDIA	467.80	454.20	2.99
INFY	1,256.00	1,220.80	2.88

Top Losers			
Name	Closing Pr.	Previous Pr.	%Ch
HINDALCO	871.95	897.05	-2.80
HDFCBANK	781.00	798.20	-2.15
SHRIRAMFIN	934.00	949.80	-1.66
HDFCLIFE	624.60	633.50	-1.40
ONGC	265.55	269.10	-1.32

## MARKET STATS (NSE)

Most Active (by value)			
Name	Qty	Pr.	Value CR
HDFCBANK	10,31,29,469	781.00	8,086.48
INFY	2,72,99,975	1,256.00	3,419.68
RELIANCE	2,29,94,918	1,413.60	3,262.84
SHRIRAMFIN	2,85,50,627	934.00	2,692.21
ICICIBANK	1,64,21,006	1,249.80	2,062.56

Most Active (by volume)			
Name	Qty	Pr.	Value CR
HDFCBANK	10,31,29,469	781.00	8086.48
ITC	5,86,79,529	299.80	1779.69
TATASTEEL	4,68,81,257	196.38	924.22
SHRIRAMFIN	2,85,50,627	934.00	2692.21
POWERGRID	2,83,92,470	298.60	850.41



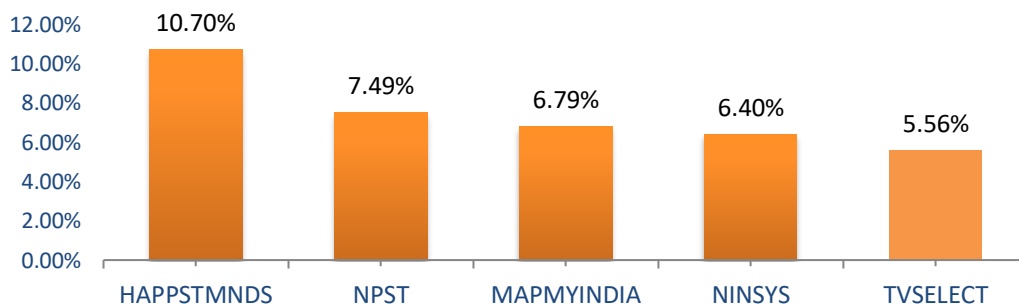
Indian equity indices ended Friday’s session with decent gains, recovering sharply after the steep decline witnessed in the previous session. The rebound was largely driven by value buying, as investors stepped in to pick stocks at lower levels. During mid-morning trade, the Nifty 50 traded above the 23,300 mark. However, gains were partially pared later in the session, with the index trimming some of its advances to settle above the 23,100 level. The recovery was supported by easing crude oil prices and stable global cues. In the broader market, the BSE 150 MidCap Index added 0.66% and the BSE 250 SmallCap Index rose 0.47%. The market breadth was positive. India's merchandise trade deficit narrowed to \$27.1 billion in February from \$34.68 billion in January. Goods exports edged up to \$36.61 billion in February from \$36.56 billion in January, while imports declined to \$63.71 billion from \$71.24 billion during the same period. However, on a year-on-year basis, the merchandise trade deficit widened sharply from \$14.42 billion in February last year.

On the global front, European shares traded lower on Friday as investors assessed the cautious tone struck by central banks across the region in the previous session. The Bank of England kept its key rate unchanged at 3.75% and warned of faster price rises due to a fresh economic shock, with inflation seen near 3.5%.  
Source: Capitalmarket

### NEWS BULLETIN

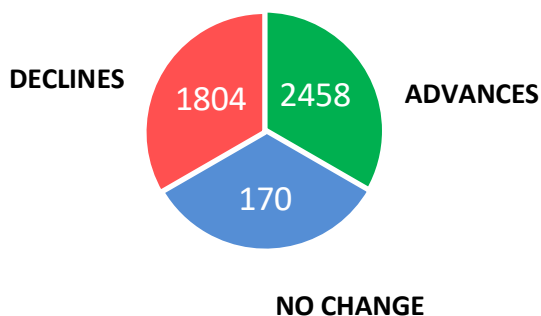
- **Fractal Analytics** climbed 3.40% on weekly basis, after the company announced the launch of its new enterprise-grade generative AI platform, 'LLM Studio', signalling its deeper push into scalable AI solutions for businesses.
- **Tejas Networks** added 2.71% after the company announced that it had received a purchase order to supply its 4G radio access network (RAN) solutions for a mobile network expansion project in South Asia. The company said its 4G multiband radio products will be deployed at multiple locations across the operator’s network as part of the project.
- **Tata Motors** declined 1.41% on weekly basis. The company announced a price hike across its commercial vehicle (CV) portfolio, effective from 1 April 2026.

### MARKET DRIVING SECTOR : IT

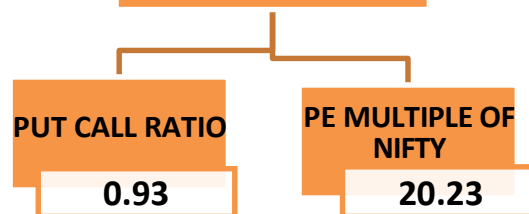


**S&P BSE: IT**  
**CLOSING: 28,226.61**  
**CHANGE: + 574.97**  
**CHANGE: + 2.08 %**

### MARKET BREADTH – POSITIVE



### RATIO ANALYSIS



[For Disclosure & Disclaimer, click here](#)