

Index	Previous Close	Open	High	Low	Close	Change	Change%
SENSEX	74,068.45	74,652.01	75,849.76	74,550.47	75,273.45	+1,205.00	+1.63
NIFTY	22,912.40	23,064.40	23,465.35	23,063.20	23,306.45	+394.05	+1.72

INDICES EXTENDED GAINS FOR THE SECOND CONSECUTIVE DAY

The 30-share BSE Sensex was up by 1,205 points or 1.63% to settle at 75,273.45 and the Nifty was up by 394.05 points or 1.72% to settle at 23,306.45. The BSE Small Cap 250 was up by 2.41% and BSE 500 was up by 1.93%. On the sectoral front Consumer Durables, IT, Auto, Metal, Banks, Oil & Gas, FMCG, Capital Goods, Healthcare and Realty were gainer indices. On the flip side, there were no losing index. Ultratech Cement, Bajaj Finance, Larsen & Toubro, Titan and Indigo were gainers on the Sensex; on the flip side, Tech Mahindra, Powergrid, TCS and BEL were the top losers on the Sensex. On global front, Asian markets shut the day on a green note and European indices are trading on a positive note.

Top Gainers			
Name	Closing Pr.	Previous Pr.	%Ch
SHRIRAMFIN	955.80	903.60	5.78
TITAN	4,080.00	3,899.50	4.63
GRASIM	2,655.10	2,549.40	4.15
ULTRACEMCO	11,200.00	10,764.00	4.05
LT	3,659.00	3,516.80	4.04

Top Losers			
Name	Closing Pr.	Previous Pr.	%Ch
TECHM	1,403.50	1,432.70	-2.04
POWERGRID	294.80	299.00	-1.40
TCS	2,377.90	2,398.80	-0.87
BEL	413.30	414.45	-0.28

MARKET STATS (NSE)

Most Active (by value)			
Name	Qty	Pr.	Value CR
HDFCBANK	5,92,30,640	780.10	4,650.85
RELIANCE	1,90,41,331	1,413.80	2,701.49
BHARTIARTL	1,24,73,682	1,834.00	2,282.07
ICICIBANK	1,72,90,030	1,258.40	2,182.83
LT	50,90,205	3,659.00	1,843.19

Most Active (by volume)			
Name	Qty	Pr.	Value CR
ETERNAL	6,47,68,357	241.97	1,569
HDFCBANK	5,92,30,640	780.10	4,650.8
TATASTEEL	3,47,67,360	196.78	679.84
RELIANCE	1,90,41,331	1,413.80	2,701.4
ICICIBANK	1,72,90,030	1258.40	2,182.8



Indian equity benchmarks finished sharply higher on Wednesday, extending gains from the previous session amid broad-based buying across sectors. Markets made a gap-up opening and remained higher throughout the session, supported by growing optimism over a possible de-escalation in the US-Iran conflict, which also helped to ease concerns over oil prices. Sentiments were optimistic as S&P Global Ratings has raised India's GDP growth forecast for the next fiscal to 7.1 per cent, with private consumption, investment and exports being key drivers. Traders took note of RBI has infused Rs 55,837 crore transient liquidity into the banking system through three-day variable rate repo (VRR) auction. The funds were infused at a cut-off and weighted average rate of 5.26 per cent. Traders took some support as the Ministry of Commerce & Industry stated that India's exports continue to display resilience, maintaining a steady growth trend in the current fiscal year as well as over the longer term (FY 2021-25), despite headwinds like persistent global uncertainty, supply chain disruptions, and volatile commodity prices.

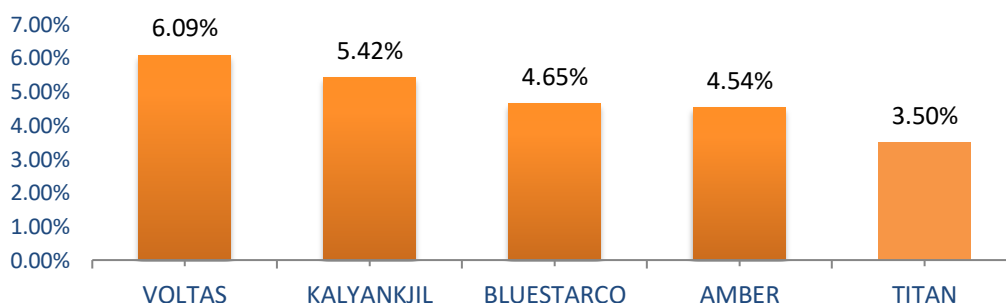
On the global front, European equity markets traded in green, while Asian markets ended in the green, after U.S. President Donald Trump said the U.S. and Iran were 'in negotiations right now' and they 'want to make a deal so badly'.

Source: AceEquity

NEWS BULLETIN

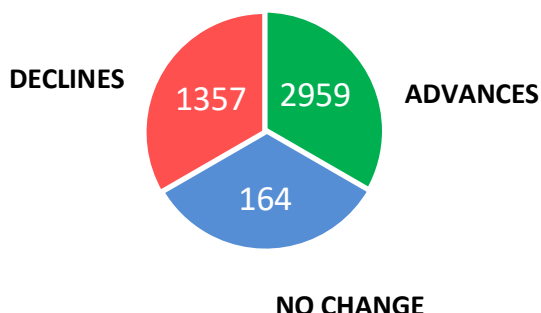
- **M&B Engineering**, along with its wholly owned subsidiary, has secured a domestic order worth Rs 73.18 crore plus GST (includes Erection Order amounting to Rs 10.03 crore plus GST issue on its wholly owned subsidiary -- M/s Phenix Building Solutions). The order is for the design, engineering, manufacturing and supply of pre-engineered building/ structural steel. The order is to be executed within 5 months.
- **Avantel** has received a rate contract worth Rs 459.90 crore (exclusive of taxes) from M/s Zetwerk Manufacturing Businesses. The contract is for the supply of satellite communication equipment, along with one year comprehensive onsite warranty and five years comprehensive annual maintenance contract (AMC) support. The order is to be executed within 3 years.

MARKET DRIVING SECTOR : CONSUMER DURABLES

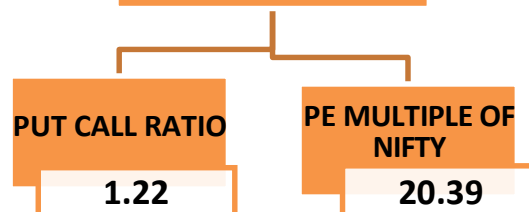


S&P BSE: CONSUMER DURABLES
CLOSING: 55,091.24
CHANGE: + 1,748.91
CHANGE: + 3.28%

MARKET BREADTH – POSITIVE



RATIO ANALYSIS



[For Disclosure & Disclaimer, click here](#)