

13th APRIL 2026



Index	Previous Close	Open	High	Low	Close	Change	Change%
SENSEX	77,550.25	75,937.16	77,063.41	75,868.32	76,847.57	-702.68	-0.91
NIFTY	24,050.60	23,589.60	23,907.40	23,555.60	23,842.65	-207.95	-0.86

MARKET ENDED IN RED AMID WEAK GLOBAL CUES

The 30-share BSE Sensex was down by 702.68 points or 0.91% to settle at 76,847.57 and the Nifty was down by 207.95 points or 0.86% to settle at 23,842.65. The BSE Small Cap 250 was down by 0.42% and BSE 500 was down by 0.76%. On the sectoral front, there were no gaining indices. On the flip side, IT, Healthcare, Capital Goods, Metal, Auto, FMCG, Realty, Oil & Gas, Banks and Consumer Durables were losing indices. ICICI Bank, NTPC, Bharti Airtel and Axis Bank were gainers on the Sensex; on the flip side, Maruti, Bajaj Finance, Indigo, Reliance and TCS were the top losers on the Sensex. On global front, Asian markets shut the day on a red note and European indices are trading on a negative note.

Top Gainers			
Name	Closing Pr.	Previous Pr.	%Ch
HDFCLIFE	620.55	604.15	2.71
ADANIENT	2,130.2	2,086.8	2.08
ICICIBANK	1,347.0	1,321.9	1.90
NTPC	386.15	380.15	1.58
TMPV	345.60	342.60	0.88

Top Losers			
Name	Closing Pr.	Previous Pr.	%Ch
EICHERMOT	7,050.0	7,424.0	-5.04
MARUTI	13,076.0	13,709.0	-4.62
BAJFINANCE	897.05	924.55	-2.97
RELIANCE	1,314.0	1,350.2	-2.68
INDIGO	4,433.9	4,554.2	-2.64

MARKET STATS (NSE)

Most Active (by value)			
Name	Qty	Pr.	Value CR
ICICIBANK	3,05,72,141	1,347.0	4,084.4
RELIANCE	2,87,53,269	1,314.0	3,785.2
HDFCBANK	4,75,49,328	793.00	3,768.1
BHARTIARTL	1,03,71,983	1,866.4	1,941.8
LT	48,97,563	3,953.0	1,925.3

Most Active (by volume)			
Name	Qty	Pr.	Value CR
HDFCBANK	4,75,49,328	793.00	3,768.1
ETERNAL	4,43,43,479	236.21	1,054.7
ICICIBANK	3,05,72,141	1,347.0	4,084.4
KOTAKBANK	3,00,27,087	372.85	1,107.8
RELIANCE	2,87,53,269	1,314.0	3,785.2



Indian equity benchmarks recovered some losses and closed nearly a per cent lower on Monday as the failure of US-Iran negotiations heightened concerns of a prolonged conflict driving crude oil prices sharply higher. However, a gradual recovery in heavyweight stocks across sectors helped trim losses as the session progressed.

West Asia conflict can hit India's remittances flow: Crisil Ratings said the West Asia conflict may impact India's remittance flow, as one-third of the inflows from the diaspora come from Gulf Cooperation Council countries.

India-UK free trade pact may come into force from second week of May: The report said the India-UK free trade agreement, signed in July last year, is likely to come into force from the second week of May.

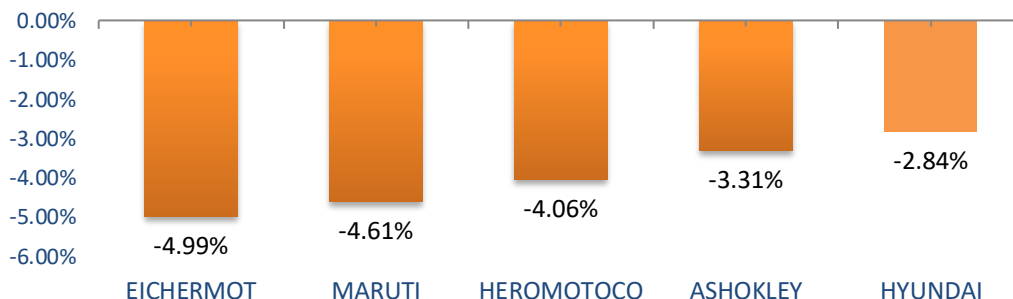
Global front: European markets were trading lower, while Asian markets settled mostly lower amid renewed threats from U.S. President Donald Trump to block the Strait of Hormuz following the collapse of U.S.-Iran peace talks over the weekend.

Source: AceEquity

NEWS BULLETIN

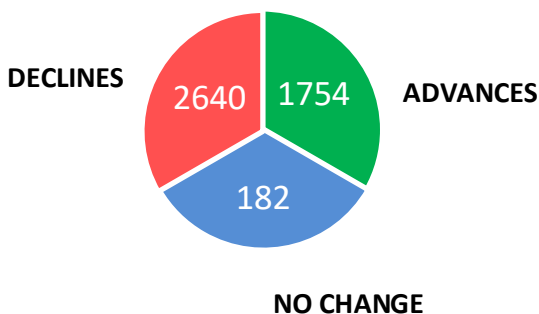
- **Larsen & Toubro's** Wholly Owned subsidiary -- L&T Realty Properties (L&T RPL) has executed a Share Purchase and Shareholders' Agreement for acquisition of 100% stake in International Green Scapes (IGSL).
- **Hindustan Zinc** has been declared as 'Successful Bidder' for the Jhandawali - Satipura Amalgamated Potash and Halite Block of Rajasthan (on highest Final Price Offer of 03.05%) by Ministry of Mines, Government of India.
- **NTPC's subsidiary** -- THDC India has started commercial operations at its Unit IV (250 MW) of Tehri PSP (4X250 MW) from April 12, 2026. With this, the total installed and commercial capacity of THDC India stand at 3,907 MW.

MARKET DRIVING SECTOR : AUTO

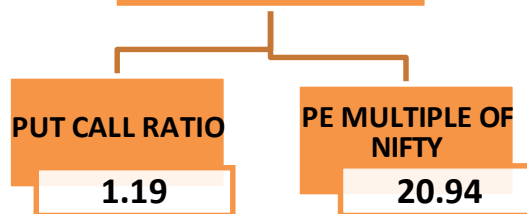


S&P BSE: AUTO
CLOSING: 57,483.37
CHANGE: -1,231.02
CHANGE: -2.10%

MARKET BREADTH – NEGATIVE



RATIO ANALYSIS



[For Disclosure & Disclaimer, click here](#)