

18th APR 2026



Index	Previous Close	Open	High	Low	Close	Change	Change%
SENSEX	77,550.25	75,937.16	78,730.32	75,868.32	78,493.54	+943.29	+1.22
NIFTY 50	24,050.60	23,589.60	24,400.95	23,555.60	24,353.55	+302.95	+1.26

INDICES CLOSED POSITIVE FOR THE SECOND CONSECUTIVE WEEK

Indian equity benchmark ended on a positive note in the week ended 18th April, 2026. Key indices were positive in two out of four sessions of the week. The S&P BSE Sensex was up by 943.29 points or 1.22% to settle at 78,493.54 in the week ended 18th April, 2026. The CNX Nifty was up by 302.95 points or 1.26% to settle at 24,353.55. The BSE Small Cap 250 index was up by 284.83 or 4.55% to settle at 6,546.28. The BSE 500 index was up by 815.19 points or 2.33% to settle at 35,820.15.

Top Gainers			
Name	Closing Pr.	Previous Pr.	%Ch
ADANI PORTS	1,573.4	1,475.3	6.65
ADANI ENTERPRISE	2,218.3	2,086.8	6.30
MAX HEALTHCARE	1,007.6	953.35	5.70
ETERNAL LTD	252.61	240.23	5.15
TMPV	360.10	342.60	5.11

Top Losers			
Name	Closing Pr.	Previous Pr.	%Ch
EICHER MOTORS	7,189.5	7,424.0	-3.16
MARUTI SUZUKI	13,453.0	13,709.0	-1.87
M&M	3,200.2	3,259.8	-1.83
BAJAJ FINANCE	908.25	924.55	-1.76
HDFC BANK	799.90	810.30	-1.28

MARKET STATS

Most Active (by value)			
Name	Avg Value	Pr.	Qty
HDFC BANK	14,995.1	799.90	18,74,626.8
ICICI BANK	13,005.8	1,346.8	9,65,688.40
RELIANCE	12,032.0	1,365.0	8,81,471.68
BHARTIAIR	8,244.0	1,846.9	4,46,371.24
SBIN	7,680.1	1,080.2	7,10,962.08

Most Active (by volume)			
Name	Avg Value	Pr.	Qty
HDFC BANK	14,995.1	799.90	18,74,626.88
ETERNAL LTD	4,662.91	252.61	18,45,892.80
WIPRO LTD	3,405.3	204.32	16,66,683.84
JIO FIN	2,767.7	243.86	11,34,956.48
TATA STEEL	2,254.7	212.12	10,62,959.36



INSTITUTIONAL NET POSITION



FII's Cash	• -251.47
FII's Index Future	• +2,440.82
FII's Stock Future	• -4,062.23
DII's Cash	• -6,285.91

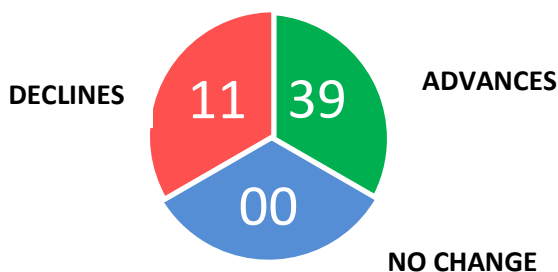
On Monday, 13 April, 2026, Indian equity benchmarks recovered some losses and closed nearly a percent lower on Monday as the failure of US-Iran negotiations heightened concerns of a prolonged conflict driving crude oil prices sharply higher. On Tuesday, 14 April, 2026, The Indian equity markets were closed. On Wednesday, 15 April, 2026, Indian equity benchmarks ended near day's high points on Wednesday supported by strong global cues that helped to ease geopolitical concerns. On Thursday, 16 April, 2026, Indian equity benchmarks ended marginally lower on Thursday as investors remained cautious ahead of key Q4 earnings announcements. On Friday, 17 April 2026, The key equity benchmarks ended with strong gains on Friday.

Company Name	Quantity	Trade Price
Bajaj Consumer Care	1,026,377	473.45
Shipping Corporation	3,860,665	310.41
Waaree Renewable	573,300	1159.87
Angel One	7,193,665	308.58
Belrise Industries	4,600,000	213.33
Sudarshan Chemical	786,119	810
Zee Entertainment	4,958,268	80.36

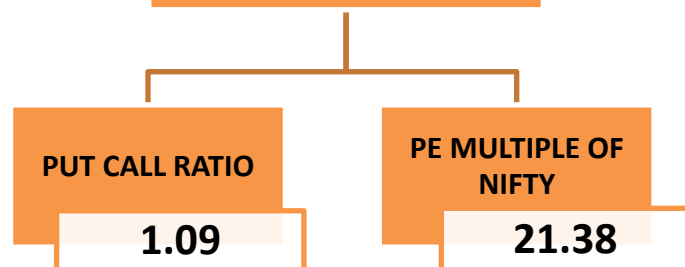


BULK & BLOCK

NIFTY MARKET BREADTH (W) - POSITIVE



RATIO ANALYSIS

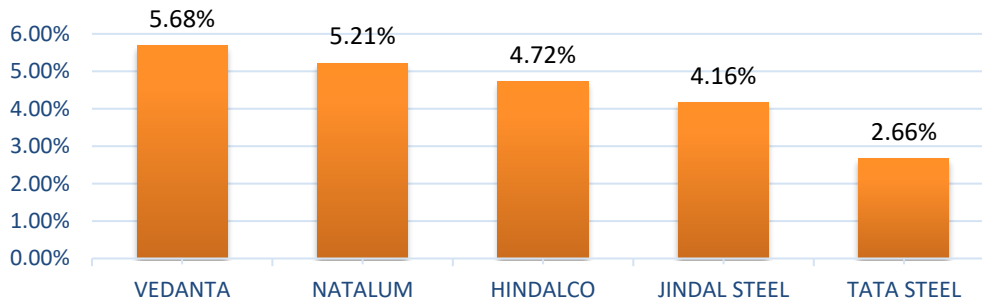




NEWS BULLETIN

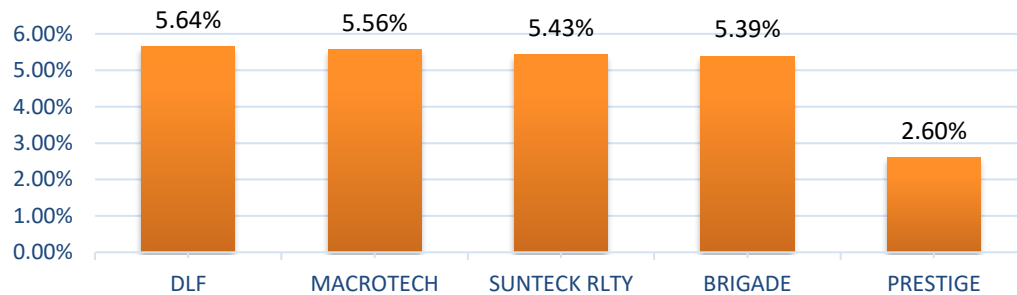
- **Angel One** has reported 94.97% rise in its net profit at Rs 351.45 crore for fourth quarter ended March 31, 2026 (Q4FY26) as compared to Rs 180.26 crore for the same quarter in the previous year. Total income of the company increased by 40.49% at Rs 1,451.87 crore for Q4FY26 as compared Rs 1,033.44 crore for the corresponding quarter previous year.
- **Siyaram Recycling Industries** has secured a noteworthy order from Dharma Metalex for Brass Ingots. The total order is worth Rs 2.06 crore. The order is to be executed within 7 days.
- **HDFC Life Insurance Company** has reported 4.01% rise in its net profit at Rs 495.65 crore for fourth quarter ended March 31, 2026 (Q4FY26) as compared to Rs 476.54 crore for the same quarter in the previous year. Net premium income of the company increased by 8.68% at Rs 25,829.43 crore for Q4FY26 as compared Rs 23,765.56 crore for the corresponding quarter previous year.
- **Waaree Renewable Technologies** has reported 67.55% rise in its net profit at Rs 157.31 crore for fourth quarter ended March 31, 2026 (Q4FY26) as compared to Rs 93.89 crore for the same quarter in the previous year.

MARKET DRIVING SECTOR : METAL



NIFTY METAL
CLOSING: 12,880.00
CHANGE: 523.60
CHANGE: 4.24%

MARKET DRIVING SECTOR : REALTY



NIFTY REALTY
CLOSING: 786.90
CHANGE: 27.65
CHANGE: 3.64%

[For Disclosure & Disclaimer, click here](#)