

30<sup>th</sup> APRIL 2026



Index	Previous Close	Open	High	Low	Close	Change	Change%
SENSEX	77,496.36	77,014.21	77,254.33	76,258.86	76,913.50	-582.86	-0.75
NIFTY	24,177.65	23,996.95	24,087.45	23,796.85	23,997.55	-180.10	-0.74

## INDICES RECOVERED AND CLOSED WITH MODERATE LOSS

The 30-share BSE Sensex was down by 582.86 points or 0.75% to settle at 76,913.50 and the Nifty was down by 180.10 points or 0.74% to settle at 23,997.55. The BSE Small Cap 250 was down by 0.50% and BSE 500 was down by 0.83%. On the sectoral front, IT were gaining indices. On the flip side, Healthcare, Auto, Metal, FMCG, Realty, Oil & Gas, Banks, Capital Goods and Consumer Durables were losing indices. Sunpharma, Infosys, Adani Ports, Tech Mahindra and Bajaj Finance were gainers on the Sensex; on the flip side, Eternal, Hindustan Unilever, Tata Steel, Larsen & Toubro and Trent were the top losers on the Sensex. On global front, Asian markets shut the day on a red note and European indices are trading on a positive note.

Top Gainers			
Name	Closing Pr.	Previous Pr.	%Ch
BAJAJ-AUTO	10,039	9,543.5	5.19
SUNPHARMA	1,810.0	1,778.7	1.76
INFY	1,182.6	1,167.5	1.29
BAJFINANCE	939.70	930.00	1.04
TECHM	1,473.8	1,459.8	0.96

Top Losers			
Name	Closing Pr.	Previous Pr.	%Ch
ETERNAL	246.60	254.03	-2.92
TMPV	342.40	352.70	-2.92
HINDALCO	1,037.0	1,067.2	-2.83
HINDUNILVR	2,254.0	2,314.4	-2.61
TATASTEEL	211.40	215.88	-2.08

## MARKET STATS (NSE)

Most Active (by value)			
Name	Qty	Pr.	Value CR
RELIANCE	3,09,57,881	1,436.0	4,384.94
HDFCBANK	4,79,98,755	774.75	3,697.63
BAJFINANCE	2,73,64,272	939.70	2,604.18
BHARTIARTL	1,27,09,188	1,891.0	2,393.71
ICICIBANK	1,77,40,110	1,265.7	2,243.54

Most Active (by volume)			
Name	Qty	Pr.	Value CR
ETERNAL	7,27,00,438	246.60	1,787.3
HDFCBANK	4,79,98,755	774.75	3,697.6
RELIANCE	3,09,57,881	1,436.0	4,384.9
BAJFINANCE	2,73,64,272	939.70	2,604.1
TATASTEEL	2,48,94,783	211.40	526.43



Thursday turned out to be a lackluster day for Indian equity markets, with both Sensex and Nifty ending below their 77,000 and 24,000 levels, respectively, amid persistent outflows by FIIs, elevated crude oil prices and lack of progress in US-Iran negotiations, particularly as the US continues to maintain its blockade stance. After a negative start, markets remained weak throughout the session but some recovery witnessed during the last hours of the session. Traders reacted to reports that the US Federal Reserve held interest rates steady. Traders got cautious as the Finance Ministry in its Monthly Economic Review for April said that the conflict in West Asia could disrupt supply and increase risks to inflation, trade, and financial flows. Adding some worries, the Reserve Bank of India (RBI) said that bank credit growth in India slowed to 14.88 per cent year-on-year (YoY) in the fortnight ended April 15, 2026 as compared to 15.96 per cent growth recorded in the previous fortnight ending March 31, 2026.

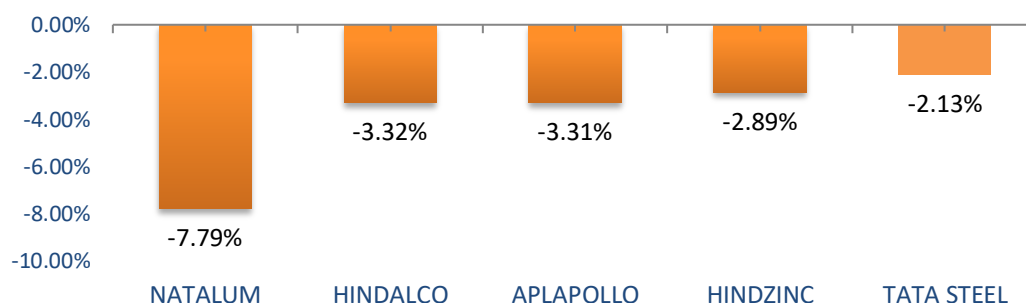
On the global front, European markets were trading mostly higher, while Asian markets ended mostly lower, as investors watched the latest developments in the Middle East and awaited policy updates from the European Central Bank and the Bank of England.

Source: AceEquity

## NEWS BULLETIN

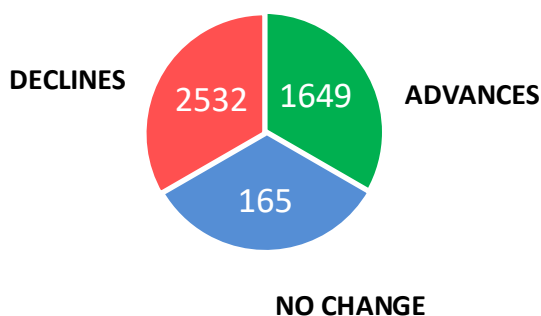
- **Paras Defence and Space Technologies** has received an order worth around Rs 7.72 crore (inclusive of taxes) from DRDO, Ministry of Defence. The order is for the development of Ku/C-band satellite communication phased array antennas for airborne applications. The said order is to be completed on or before April 29, 2028.
- **Mphasis** has reported marginal rise in its net profit at Rs 371.94 crore for the fourth quarter ended March 31, 2026 as compared to Rs 369.22 crore for the same quarter in the previous year.
- **Bajaj Finance** has reported 22.82% rise in its net profit at Rs 4839.50 crore for the fourth quarter ended March 31, 2026 as compared to Rs 3940.44 crore for the same quarter in the previous year.

## MARKET DRIVING SECTOR : METAL

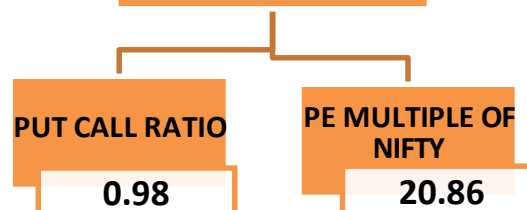


**S&P BSE: METAL**  
**CLOSING: 42,195.26**  
**CHANGE: - 920.32**  
**CHANGE: - 2.13%**

## MARKET BREADTH – NEGATIVE



## RATIO ANALYSIS



[For Disclosure & Disclaimer, click here](#)