



Index	Previous Close	Open	High	Low	Close	Change	Change%
SENSEX	76664.21	76856.05	77982.51	76258.86	76913.50	249.29	0.33
NIFTY 50	23897.95	23945.45	24334.70	23796.85	23997.55	99.60	0.42

INDICES SHUT THE WEEK ON A POSITIVE NOTE

Indian equity benchmark ended on a green note in the week ended 02 May, 2026. Key indices were positive in two out of four sessions of the week. The S&P BSE Sensex was up by 249.29 points or 0.42% to settle at 76,913.50 in the week ended 02 May, 2026. The CNX Nifty was up by 99.60 points or 0.42% to settle at 23,997.55. The BSE 500 index was up by 166.29 or 0.47% to settle at 35515.95. The BSE Small-Cap index was up by 128.99 points or 1.97% to settle at 6,661.52.

Top Gainers			
Name	Closing Pr.	Previous Pr.	%Ch
SUN PHARMA	1808.30	1620.40	11.60
TECH M	1473.50	1358.50	8.47
INDUSIND BANK	916.05	847.95	8.03
RELIANCE	1430.80	1327.80	7.76
COAL INDIA	481.45	456.00	5.58

Top Losers			
Name	Closing Pr.	Previous Pr.	%Ch
SHRIRAM FIN	937.35	1011.3	-7.31
AXIS BANK	1268.30	1365.9	-7.15
ICICI BANK	1263.40	1326.2	-4.74
ETERNAL LTD	247.03	256.79	-3.80
TRENT LTD	4144.60	4297.2998	-3.55

MARKET STATS

Most Active (by value)			
Name	Avg Value	Pr.	Qty
RELIANCE	18199.89	1430.80	127200.82
SUN PHARMA	10515.95	1808.30	58153.78
HDFC BANK	9822.27	771.70	127280.90
ETERNAL LTD	8938.25	247.03	361828.74
ICICI BANK	7784.63	1263.40	61616.54

Most Active (by volume)			
Name	Avg Value	Pr.	Qty
ETERNAL LTD	8938.25	247.03	361828.74
HDFC BANK	9822.27	771.70	127280.90
RELIANCE	18199.89	1430.80	127200.82
TATA STEEL	2657.09	211.36	125714.08
ONGC LTD	3080.30	299.55	102830.85



INSTITUTIONAL NET POSITION



FII's Cash	• - 13,771.50
FII's Index Future	• - 5,581.83
FII's Stock Future	• - 2,762.5
DII's Cash	• + 31,585.20

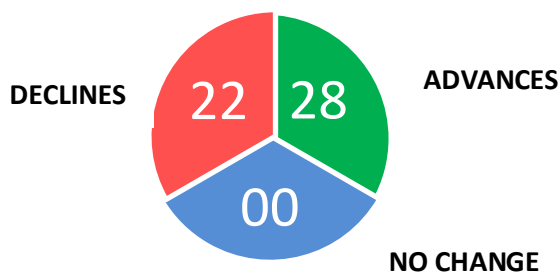
On Monday, 27 April, 2026, equity markets were ended on a strong note, snapping a three-day losing streak, the S&P BSE Sensex jumped 639.42 points or 0.83% to 77,303.63. On Tuesday, 28 April, 2026, indices showed some profit booking, S&P BSE Sensex down by 416.72 points or 0.54% to 76,886.91. On Wednesday, 29 April, 2026, key indices registered modest gains ahead of exit poll result, S&P BSE Sensex rose by 609.45 points or 0.79% to 77,496.36. On Thursday, 30 April, 2026, bourses failed to sustain previous day rally after outcome of exit poll, S&P BSE Sensex dropped 582.86 points or 0.75% to 76,913.50. On Friday, 1 May, 2026, equity markets were closed on account of Maharashtra Day.

Company Name	Quantity	Trade Price
Adisoft Technologies	2,00,000	205.00
Adisoft Technologies	1,20,800	212.39
KFIN Technologies	10,12,185	917.79
AAA Technologies	1,01,868	99.05
MTAR Technologies	1,65,970	6132.54
Rossari Biotech	2,98,000	491.50
RPG Life Sciences	1,09,801	2257.02

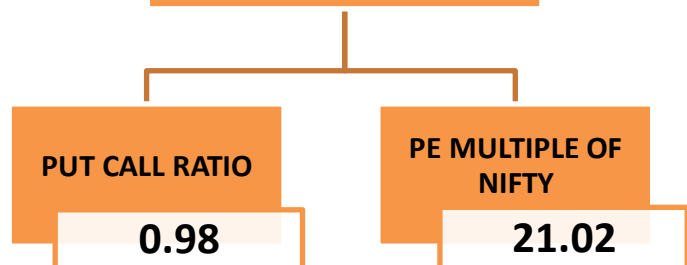


BULK & BLOCK

NIFTY MARKET BREADTH (W) - POSITIVE



RATIO ANALYSIS

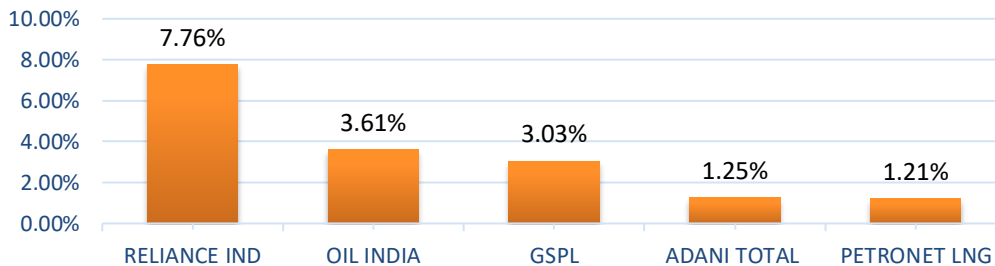




NEWS BULLETIN

- **Zodiac Energy** has received a Purchase Order on April 29, 2026 from an entity based in Gujarat for supply, installation and commissioning of a captive Ground Mounted Solar PV Power Plant of 1.87 MWp DC capacity at Rajkot, Gujarat under the Gujarat Renewable Power Policy, 2024 (Open Access Model). The aggregate value of the said order is around Rs 5.44 crore, exclusive of GST.
- On consolidated basis, **Smart Work** has reported net profit at Rs 16.62 crore for the fourth quarter ended March 31, 2026 as compared to net loss of Rs 8.30 crore for the same quarter in the previous year. The total income of the company increased by 47.13% at Rs 532.70 crore for Q4FY26 as compared to Rs 362.05 crore for the corresponding quarter previous year.
- On consolidated basis, **Indegene** has reported 32.23% decline in its net profit at Rs 79.70 crore for the fourth quarter ended March 31, 2026 as compared to Rs 117.60 crore for the same quarter in the previous year. However, the total income of the company increased by 29.83% at Rs 1014.20 crore for Q4FY26 as compared to Rs 781.20 crore for the corresponding quarter previous year.
- **InterGlobe Aviation** (IndiGo) has reported the Passenger Load Factor (PLF) of 83.5% during the month of March 2026..

MARKET DRIVING SECTOR : PHARMA



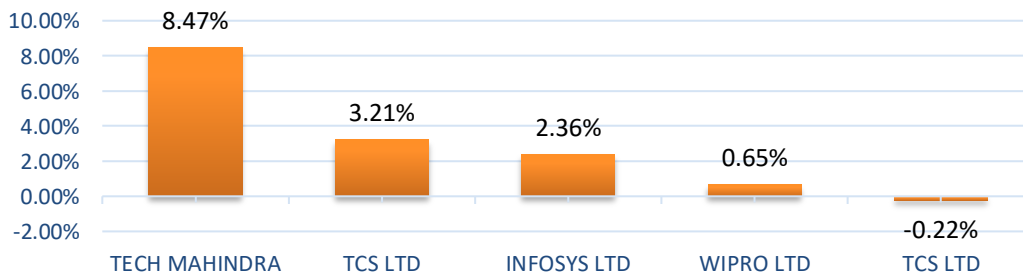
NIFTY OIL & GAS

CLOSING: 11694.65

CHANGE: +362.95

CHANGE: +3.20%

MARKET DRIVING SECTOR : BANK



NIFTY IT

CLOSING: 29353.90

CHANGE: +823.30

CHANGE: +2.89%

[For Disclosure & Disclaimer, click here](#)