



Index	Previous Close	Open	High	Low	Close	Change	Change%
SENSEX	77,017.79	77,424.36	78,022.78	76,773.25	77,958.52	+940.73	+1.22
NIFTY	24,032.80	24,171.00	24,356.50	23,997.90	24,330.95	+298.15	+1.24

INDICES ENDED IN GREEN AMID POTENTIAL US-IRAN PEACE DEAL

The 30-share BSE Sensex was up by 940.73 points or 1.22% to settle at 77,958.52 and the Nifty was up by 298.15 points or 1.24% to settle at 24,330.95. The BSE Small Cap 250 was up by 1.77% and BSE 500 was up by 1.40%. On the sectoral front, Realty, Healthcare, Metal, Banks, Oil & Gas, Consumer Durables, IT, Auto, and Capital Goods were gaining indices. On the flip side, FMCG was the losing index. Indigo, Trent, Asian Paint, SBIN and HDFC Bank were gainers on the Sensex; on the flip side, Reliance, Larsen & Toubro, Powergrid, NTPC and HCL Tech were the top losers on the Sensex. On global front, Asian markets shut the day on a green note and European indices are trading on a positive note.

Top Gainers			
Name	Closing Pr.	Previous Pr.	%Ch
INDIGO	4,524.1	4,238.4	6.74
TMPV	358.25	340.15	5.32
SHRIRAMFIN	1,007.0	964.40	4.42
TRENT	4,300.0	4,135.4	3.98
ASIANPAINT	2,525.1	2,430.0	3.91

Top Losers			
Name	Closing Pr.	Previous Pr.	%Ch
ONGC	280.90	289.95	-3.12
RELIANCE	1,438.70	1,463.60	-1.70
POWERGRID	314.80	319.45	-1.46
NTPC	394.10	398.65	-1.14
LT	4,012.60	4,054.50	-1.03

MARKET STATS (NSE)

Most Active (by value)			
Name	Qty	Pr.	Value CR
LT	95,40,104	4,012.6	3,765.83
ICICIBANK	2,29,09,586	1,279.6	2,906.93
HDFCBANK	3,55,30,831	796.00	2,790.41
HDFCLIFE	3,43,38,299	606.00	2,063.59
RELIANCE	1,42,21,786	1,438.7	2,054.19

Most Active (by volume)			
Name	Qty	Pr.	Value CR
KOTAKBANK	3,61,95,481	377.15	1,348.3
HDFCBANK	3,55,30,831	796.00	2,790.4
HDFCLIFE	3,43,38,299	606.00	2,063.5
ETERNAL	3,30,05,769	255.90	835.38
TATASTEEL	2,40,82,651	215.23	516.62



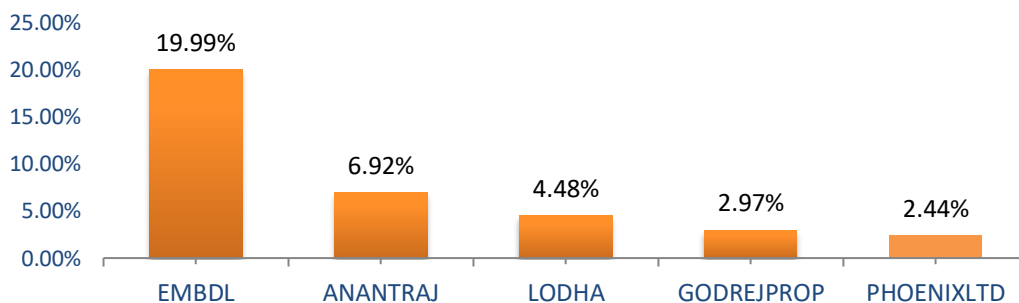
Indian equity benchmarks ended sharply higher on Wednesday, tracking positive global cues and strong buying interest in banking, auto, and pharma stocks. After making a positive start, indices pared most of their gains during the afternoon session after CII President Rajiv Memani said that a prolonged West Asia conflict characterized by significant shipping disruptions and elevated energy prices poses a serious threat to India's economic growth momentum. However, renewed buying in the final hours of trade lifted markets near day's high points amid optimism surrounding a potential US-Iran peace deal. India has been the most resilient large emerging market economy since 2020: Traders took some support after Moody's Ratings stated that India has been the most resilient large emerging market economy since 2020, and its sizeable forex reserves have helped check currency volatility and reinforce confidence during global shocks. Traders found support after the seasonally adjusted HSBC India Services PMI Business Activity Index surged to 58.8 in April from 57.5 in March.

On the global front, European markets were trading in green, while all Asian markets closing higher amid hopes of a U.S.-Iran peace deal following U.S. President Donald Trump's announcement of a temporary suspension of 'Project Freedom' in order to resume negotiations with Iran. Source: AceEquity

NEWS BULLETIN

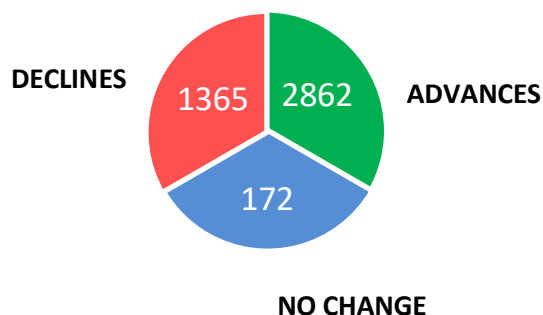
- **Hero MotoCorp** has reported 29.62% rise in its net profit at Rs 1,401.13 crore for fourth quarter ended March 31, 2026 (Q4FY26) as compared to Rs 1,080.94 crore for the same quarter in the previous year. Total income of the company increased by 27.97% at Rs 13,005.16 crore for Q4FY26 as compared Rs 10,162.35 crore for the corresponding quarter previous year.
- **Marico** has reported 5.99% rise in its net profit at Rs 336.00 crore for the fourth quarter ended March 31, 2026 as compared to Rs 317.00 crore for the same quarter in the previous year. The total income of the company has increased by 16.40% at Rs 2,371.00 crore for Q4FY26 as compared to Rs 2,037.00 crore for the corresponding quarter previous year.

MARKET DRIVING SECTOR : REALTY

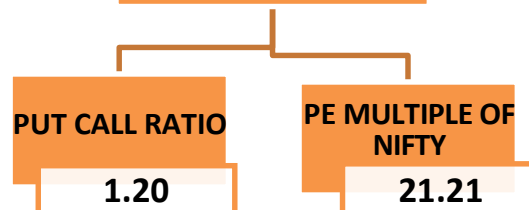


S&P BSE: REALTY
CLOSING: 6,365.46
CHANGE: +170.74
CHANGE: +2.76%

MARKET BREADTH – POSITIVE



RATIO ANALYSIS



[For Disclosure & Disclaimer, click here](#)