

Index	Previous Close	Open	High	Low	Close	Change	Change%
SENSEX	77,328.19	76,638.09	76,678.52	75,957.40	76,015.28	-1,312.91	-1.70
NIFTY	24,176.15	23,970.10	23,997.45	23,799.10	23,815.85	-360.30	-1.49

INDICES CLOSED IN DEEP RED AMID WEAK GLOBAL CUES

The 30-share BSE Sensex was down by 1,312.91 points or 1.70% to settle at 76,015.28 and the Nifty was down by 360.30 points or 1.49% to settle at 23,815.85. The BSE Small Cap 250 was down by 0.96% and BSE 500 was down by 1.40%. On the sectoral front, Healthcare was gaining index. On the flip side, Metal, Banks, FMCG, IT, Oil & Gas, Auto, Capital Goods, Realty and Consumer Durables were the losing indices. Sunpharma, Hindustan Unilever, Adani Ports, Kotak Bank and Axis Bank were gainers on the Sensex; on the flip side, Titan, Indigo, SBIN, Bharti Airtel and Eternal were the top losers on the Sensex. On global front, Asian markets shut the day on a green note and European indices are trading on a negative note.

Top Gainers			
Name	Closing Pr.	Previous Pr.	%Ch
TATACONSUM	1,270.9	1,176.2	8.05
MAXHEALTH	1,040.0	1,012.5	2.72
COALINDIA	463.65	456.40	1.59
SUNPHARMA	1,875.0	1,847.9	1.47
HINDUNILVR	2,309.9	2,287.7	0.97

Top Losers			
Name	Closing Pr.	Previous Pr.	%Ch
TITAN	4,200.0	4,509.0	-6.85
INDIGO	4,309.0	4,522.7	-4.73
SBIN	974.90	1,019.3	-4.36
ETERNAL	246.05	256.39	-4.03
JIOFIN	239.85	249.34	-3.81

MARKET STATS (NSE)

Most Active (by value)			
Name	Qty	Pr.	Value CR
SBIN	4,69,27,396	974.90	4,601.65
HDFCBANK	4,11,23,422	766.25	3,163.21
BHARTIARTL	1,58,03,791	1,764.90	2,797.81
TITAN	59,25,166	4,200.00	2,502.54
ICICIBANK	1,89,80,488	1,267.20	2,406.59

Most Active (by volume)			
Name	Qty	Pr.	Value CR
SBIN	4,69,27,396	974.9	4,601.6
HDFCBANK	4,11,23,422	766.25	3,163.2
ETERNAL	3,35,52,537	246.05	830.46
KOTAKBANK	2,13,47,878	380.45	814.59
TATACONSU	1,92,03,071	1,270.90	2,385.8



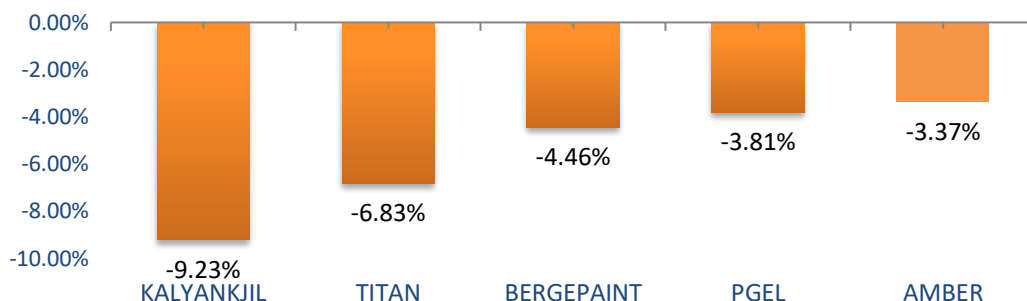
Indian equity benchmarks ended sharply lower on Monday, with both the Sensex and Nifty closing with around 1.5% cut, amid weak global cues and persistent geopolitical tensions. Sentiments remained downbeat after the United States and Iran failed to reach a peace agreement, raising concerns over potential supply disruptions through the Strait of Hormuz. Markets made gap-down opening and witnessed heavy selling throughout the session, after Prime Minister Narendra Modi urged citizens to prioritise work from home, avoid international travel for a year, and not purchase gold during this period as well. Market participants remained watchful, as BMI said that India's economic growth is likely to slow sharply in the current fiscal year as the lingering effects of last year's tax cuts begin to fade and soaring crude oil prices linked to the Iran conflict squeeze consumption, investment and inflation. Sentiments remained weak after the RBI said India's forex reserves dropped by \$7.79 billion to \$690.69 billion during the week ended May 1. In the previous reporting week ended April 24, the overall reserves had declined by \$4.82 billion to \$698.48 billion.

On the global front, European markets were trading mostly in red after U.S. President Donald Trump rejected Iran's latest proposal to end the months-long conflict now stretching over two months. Source: AceEquity

NEWS BULLETIN

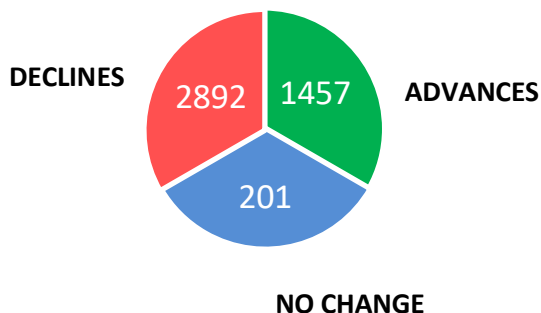
- **Utkarsh Small Finance Bank** has reported net loss of Rs 188.02 crore for fourth quarter ended March 31, 2026 as compared net profit of Rs 2.97 crore for the same quarter in the previous year.
- **PVR Inox** has reported a net profit at Rs 120.80 crore for year ended March 31, 2026 (Q4FY26) as compared to a net loss of Rs 122.80 crore for the same quarter in the previous year.
- **Gabion Technologies India** has secured multiple work/supply orders worth around Rs 7.11 crore (including GST) during the period from May 03, 2026 to May 09, 2026. The orders are related to supply of Gabion Box and Slope Protection Works.
- **Birla Corporation** has reported 32.75% fall in its net profit at Rs 103.78 crore for fourth quarter ended March 31, 2026 (Q4FY26) as compared to Rs 154.32 crore for the same quarter in the previous year.

MARKET DRIVING SECTOR : CONSUMER DURABLES

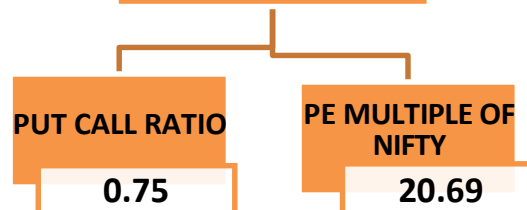


S&P BSE: CONSUMER DURABLES
CLOSING: 58,279.56
CHANGE: - 2,274.76
CHANGE: - 3.76%

MARKET BREADTH – NEGATIVE



RATIO ANALYSIS



[For Disclosure & Disclaimer, click here](#)