

16 May 2026



Index	Previous Close	Open	High	Low	Close	Change	Change%
SENSEX	77,328.19	76,638.09	76,678.52	74,134.48	75,237.99	-2,090.20	-2.70
NIFTY 50	24,176.15	23,970.10	23,997.45	23,262.55	23,643.50	-532.65	-2.20

INDICES DECLINED AFTER TWO WEEKS SURGE

Indian equity benchmark ended on a red note in the week ended 16 May, 2026. Key indices were positive in two out of five sessions of the week. The S&P BSE Sensex was down by 2,090.20 points or 2.70% to settle at 75,237.99 in the week ended 16 May, 2026. The CNX Nifty was down by 532.65 points or 2.20% to settle at 23,643.50. The BSE 500 index was down by 950.79 or 2.63% to settle at 35,236.50. The BSE Small-Cap index was down by 264.79 points or 3.81% to settle at 6,685.19.

Top Gainers			
Name	Closing Pr.	Previous Pr.	%Ch
ADANI ENTERPRISE	2,716.00	2,505.90	8.38
ONGC LTD	299.35	279.20	7.22
CIPLA LTD	1,432.10	1,347.00	6.32
TATA CONSUMER	1,234.00	1,176.20	4.91
BHARTI AIRTEL	1,905.40	1,834.50	3.86

Top Losers			
Name	Closing Pr.	Previous Pr.	%Ch
TITAN	4,169.10	4,509.00	-7.54
SHRIRAM FIN	937.90	1,007.75	-6.93
RELIANCE	1,336.40	1,435.20	-6.88
JIO FINANCIAL	233.06	249.34	-6.53
TECH MAHINDRA	1,370.50	1,463.00	-6.32

MARKET STATS

Most Active (by value)			
Name	Avg Value	Pr.	Qty
HDFC BANK	14,533.51	767.50	18,93,617.12
BHARTI AIRTEL	14,225.92	1,905.40	7,46,610.48
SBIN	12,883.64	963.20	13,37,587.04
RELIANCE	12,120.68	1,336.40	9,06,965.20
ICICI BANK	10,934.51	1,244.50	8,78,627.12

Most Active (by volume)			
Name	Avg Value	Pr.	Qty
HDFC BANK	14,533.51	767.50	18,93,617.12
TATA STEEL	3,450.36	216.84	15,91,202.56
ETERNAL LTD	3,335.23	241.18	13,82,880.96
SBIN	12,883.64	963.20	13,37,587.04
ONGC LTD	3,585.19	299.35	11,97,659.28



INSTITUTIONAL NET POSITION



FII's Cash	• - 13,583.47
FII's Index Future	• - 1,015.11
FII's Stock Future	• - 600.56
DII's Cash	• + 18,524.53

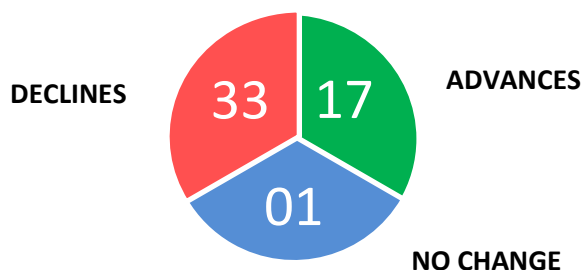
On Monday, 11 May, 2026, The Indian equity indices tumbled sharply, extending losses for a third consecutive session. The S&P BSE Sensex, tanked 1,312.91 points or 1.70% to 76,015.28. On Tuesday, 12 May, 2026, The domestic equity indices ended with steep losses. The S&P BSE Sensex tanked 1,456.04 points or 1.92% to 74,559.24. On Wednesday, 13 May, 2026, equity benchmarks Sensex and Nifty snapped a four-session losing streak to close higher. The S&P BSE Sensex advanced 49.74 points or 0.07% to 74,608.98. On Thursday, 14 May, 2026, The equity indices ended with strong gains. The S&P BSE Sensex surged 789.74 points or 1.06% to 75,398.72. On Friday, 15 May, 2026, equity benchmarks ended moderately lower. The S&P BSE Sensex declined 160.73 points or 0.21% to 75,237.99.

Company Name	Quantity	Trade Price
Pidilite Industries	200,000	1460.0
Nazara Technologies	14,770,680	266.00
Kaynes Technology	466,023	3321.7
Jindal Drilling	287,167	619.94
Texmaco Rail & Engg	2,979,129	127.04
MTAR Technologies	207,643	7369.1
Jio Financial	2,675,853	231.45

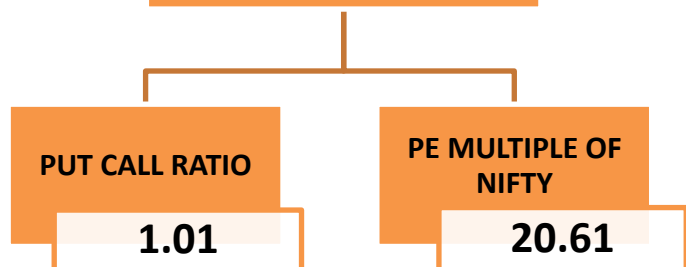


BULK & BLOCK

NIFTY MARKET BREADTH (W) - NEGATIVE



RATIO ANALYSIS

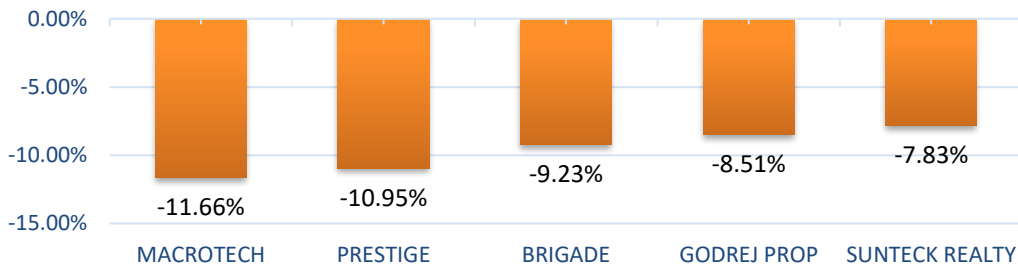




NEWS BULLETIN

- **Sheela Foam** surged 11.90% after the company reported a more than six-fold jump in consolidated net profit to Rs 91.28 crore in Q4 FY26, compared with Rs 13.08 crore posted in Q4 FY25. Revenue from operations jumped 23.59% YoY to Rs 1,050.06 crore on account of higher volume growth in both mattress and foam segments.
- **Apollo Tyres** fell 1.75%. The company reported a 241.76% year-on-year surge in consolidated net profit to Rs 630.97 crore in Q4 FY26, compared with Rs 184.62 crore posted in the corresponding quarter last year. Revenue from operations jumped 14.19% YoY to Rs 7,335.67 crore in the quarter ended 31 March 2026.
- **Allcargo Logistics** fell 2.54% after its consolidated net profit tanked 20% to Rs 20 crore in Q4 FY26 compared with Rs 25 crore in Q4 FY25. Total income declined 1.31% year on year (YoY) to Rs 525 crore in the quarter ended 31 March 2026.
- **Hindustan Zinc** declined 4.97% as silver prices witnessed a sharp correction amid rising inflation concerns and expectations of higher interest rates in the US. Precious metals weakened after stronger-than-expected US inflation data heightened expectations that interest rates could remain elevated for longer. Hindustan Zinc is among the top 10 silver producers globally.

MARKET DRIVING SECTOR : REALTY



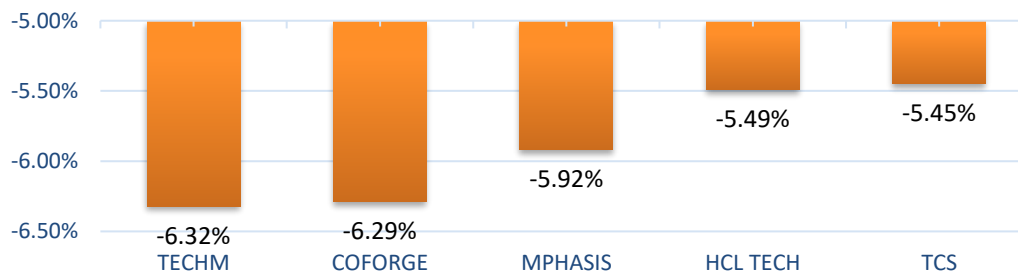
NIFTY REALTY

CLOSING: 756.30

CHANGE: - 67.30

CHANGE: - 8.17%

MARKET DRIVING SECTOR : IT



NIFTY IT

CLOSING: 27,716.90

CHANGE: - 1,677.30

CHANGE: - 5.71%

[For Disclosure & Disclaimer, click here](#)