

30 May 2026



Index	Previous Close	Open	High	Low	Close	Change	Change%
SENSEX	75,415.35	76,135.82	76,627.04	74,589.11	74,775.74	-639.61	-0.85
NIFTY 50	23,719.30	23,940.25	24,089.80	23,484.75	23,547.75	-171.55	-0.72

INDICES ENDED LOWER AMID MSCI REBALANCING AND FII's OUTFLOW

Indian equity benchmark ended on a red note in the week ended 30 May, 2026. Key indices were negative in three out of four sessions of the week. The S&P BSE Sensex was down by 639.61 points or 0.85% to settle at 74,775.74 in the week ended 30 May, 2026. The CNX Nifty was down by 171.55 points or 0.72% to settle at 23,547.75. The BSE 500 index was flat by 3.70 or 0.01% to settle at 35,417.64. The BSE Small-Cap 250 index was up by 87.40 points or 1.31% to settle at 6,770.26.

Top Gainers			
Name	Closing Pr.	Previous Pr.	%Ch
TMPV	393.90	363.35	8.41
ADANI ENTERPRISE	2,937.40	2717.30	8.10
TECHM	1,483.90	1422.20	4.34
L&T	4,076.50	3926.60	3.82
ETERNAL LTD	250.58	241.95	3.57

Top Losers			
Name	Closing Pr.	Previous Pr.	%Ch
ONGC LTD	265.40	290.00	-8.48
MAX HEALTHCARE	965.10	1,023.25	-5.68
ITC LTD	286.90	301.70	-4.91
HDFC LIFE	594.80	616.60	-3.54
HDFC BANK	744.55	766.80	-2.90

MARKET STATS

Most Active (by value)			
Name	Avg Value	Pr.	Qty
HDFC BANK	16,570.08	744.55	22,25,516.00
BHARTI AIRTEL	13,396.75	1,829.00	7,32,462.96
COAL INDIA	11,010.32	457.90	24,04,525.60
INFOSYS LTD	10,369.07	1,160.90	8,93,192.08
ICICI BANK	10,255.80	1,256.40	8,16,284.80

Most Active (by volume)			
Name	Avg Value	Pr.	Qty
WIPRO LTD	4,916.30	204.25	24,07,001.60
COAL INDIA	11,010.32	457.90	24,04,525.60
HDFC BANK	16,570.08	744.55	22,25,516.00
TATA STEEL	3,067.67	208.02	14,74,697.28
ETERNAL LTD	3,336.83	250.58	13,31,643.84



INSTITUTIONAL NET POSITION



FII's Cash	• - 23,734.68
FII's Index Future	• - 9,259.28
FII's Stock Future	• + 2,030.40
DII's Cash	• + 25,803.45

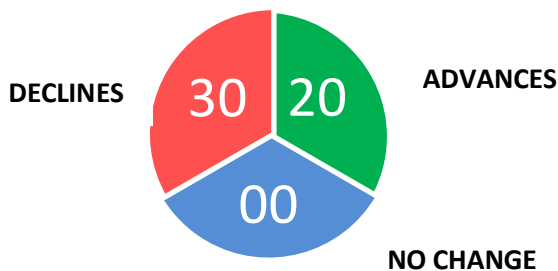
On Monday, 25 May, 2026, The key equity benchmarks surged as plunging crude oil prices and rising hopes of a US-Iran peace deal. The S&P BSE Sensex surged 1,073.61 points or 1.42% to 76,488.96. On Tuesday, 26 May, 2026, Benchmark indices ended lower after profit booking erased early gains. The S&P BSE Sensex slipped 479.25 points or 0.63% to 76,009.70. On Wednesday, 27 May, 2026, The key equity benchmarks ended slightly lower. The S&P BSE Sensex, declined 141.90 points or 0.19% to 75,867.80. On Thursday, 28 May, 2026, The Indian equity markets were closed. On Friday, 29 May, 2026, The key equity benchmarks ended sharply lower, extending losses for a third straight session. The S&P BSE Sensex tanked 1,092.06 points or 1.44% to 74,775.74.

Company Name	Quantity	Trade Price
Delta Corp	2,711,879	70.85
Federal Bank	16,241,186	288.73
Jubilant Foodworks	4,524,155	429.82
Multi Commodity Exchange	1,507,824	2992.12
National Aluminium	9,484,190	425.69
PG Electroplast	1,515,240	477.67
Tourism Finance	2,428,627	73.08

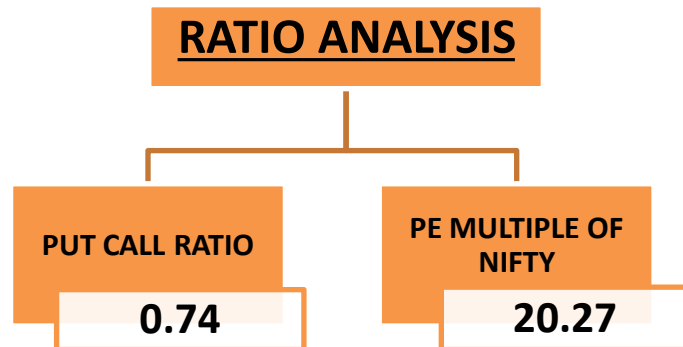


BULK & BLOCK

NIFTY MARKET BREADTH (W) - NEGATIVE



RATIO ANALYSIS

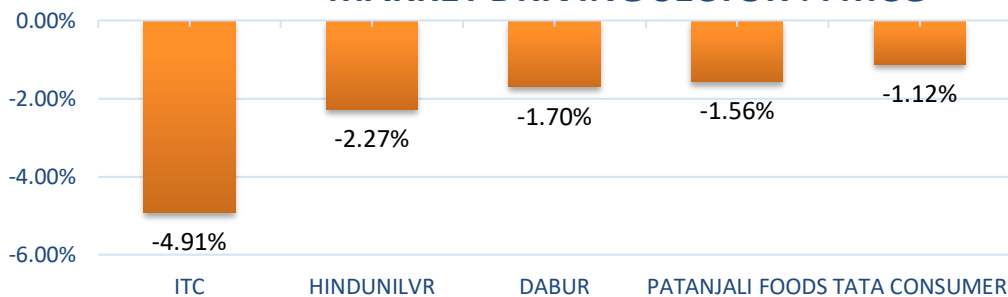




NEWS BULLETIN

- **Concord Enviro Systems** reported a consolidated net profit of Rs 14.15 crore in Q4 FY26, compared with a net loss of Rs 8.17 crore in Q3 FY26, indicating a sequential turnaround. Revenue from operations rose 65.40% quarter-on-quarter (QoQ) to Rs 206.04 crore in Q4 FY26. However, on a year-on-year (YoY) basis, revenue marginally declined 0.45% from the corresponding quarter last year.
- **RPP Infra Projects** reported a consolidated net loss of Rs 13.13 crore for the fourth quarter ended 31 March 2026, from a net profit of Rs 11.67 crore recorded in the corresponding quarter of the previous fiscal year.
- **Concord Enviro Systems** announced that its wholly owned subsidiary, Rochem Separation Systems (India), has secured a Rs 126 crore order from one of India's oldest integrated steel manufacturers.
- **Antony Waste Handling Cell** reported 18.73% decline in consolidated net profit to Rs 32.51 crore in Q4 FY26 compared with Rs 40 crore posted in Q4 FY25. On full year basis, the company's consolidated net profit tumbled 11.61% to Rs 75.44 crore in FY26 compared with Rs 85.35 crore in FY25. Revenue from operations increased 12.81% YoY to Rs 1,053.19 crore in FY26.

MARKET DRIVING SECTOR : FMCG



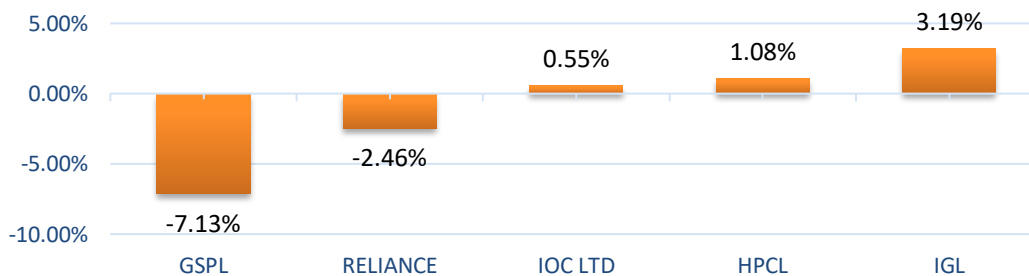
NIFTY FMCG

CLOSING: 49,383.35

CHANGE: - 866.45

CHANGE: - 1.72%

MARKET DRIVING SECTOR : OIL & GAS



NIFTY OIL & GAS

CLOSING: 11,200.25

CHANGE: - 172.05

CHANGE: - 1.51%

[For Disclosure & Disclaimer, click here](#)