



Index	Previous Close	Open	High	Low	Close	Change	Change%
SENSEX	74,267.34	73,945.20	74,862.19	73,815.12	74,649.84	+382.50	+ 0.52
NIFTY	23,382.60	23,229.15	23,556.95	23,229.15	23,483.55	+100.95	+ 0.43

## INDICES RECOVERED FROM LOWER LEVELS

The 30-share BSE Sensex was up by 382.50 points or 0.52% to settle at 74,649.84 and the Nifty was up by 100.95 points or 0.43% to settle at 23,483.55. The BSE Small Cap 250 was up by 0.50% and BSE 500 was up by 0.43%. On the sectoral front, IT, Metal, Auto, Capital Goods, FMCG, Banks, Consumer Durables and Realty were gaining indices. On the flip side, Oil & Gas and Healthcare were losing indices. TCS, Infosys, HCL Tech, Adani Ports and Tech Mahindra were gainers on the Sensex; on the flip side, NTPC, Axis Bank, Powergrid, ICICI Bank and Bajaj Finance were the top losers on the Sensex. On global front, Asian markets shut the day on a green note and European indices are trading on a positive note.

Top Gainers			
Name	Closing Pr.	Previous Pr.	%Ch
TCS	2,451.10	2,297.40	6.69
INFY	1,270.00	1,202.50	5.61
HCLTECH	1,244.90	1,195.10	4.17
ADANIANT	2,972.00	2,909.40	2.15
WIPRO	210.10	206.41	1.79

Top Losers			
Name	Closing Pr.	Previous Pr.	%Ch
NTPC	367.40	378.70	-2.98
AXISBANK	1,253.4	1,275.9	-1.76
POWERGRID	282.00	286.15	-1.45
HDFCLIFE	579.40	586.55	-1.22
DRREDDY	1,277.0	1,290.4	-1.04

## MARKET STATS (NSE)

Most Active (by value)			
Name	Qty	Pr.	Value CR
INFY	3,60,32,600	1,270.00	4,551.89
HDFCBANK	4,73,14,447	749.15	3,525.21
RELIANCE	2,33,02,785	1,321.00	3,060.66
TCS	1,13,06,127	2,451.10	2,735.04
ICICIBANK	1,79,20,892	1,230.70	2,202.48

Most Active (by volume)			
Name	Qty	Pr.	Value CR
HDFCBANK	4,73,14,447	749.15	3,525.2
WIPRO	4,24,76,874	210.10	885.9
INFY	3,60,32,600	1,270.0	4,551.8
ETERNAL	3,38,11,873	250.50	842.36
TATASTEEL	2,93,58,964	210.75	619.39



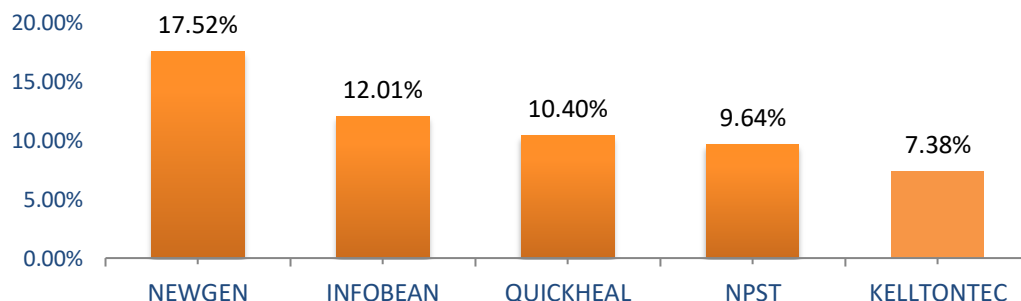
Tuesday's trading session witnessed a turnaround in Indian equity markets, with both Sensex and Nifty recovering from losses to end higher amid easing crude oil prices. After a negative start, indices remained lackluster during the first half of the session. However, sustained buying interest in IT and Teck stocks during the second half of the session pushed the indices higher. Sentiments were upbeat as Commerce and Industry Minister Piyush Goyal has said that India and US have finalised most elements of the first phase of the bilateral trade agreement (BTA), and negotiations are now focused on a few minor issues. Traders took a note of the data released by the Controller General of Accounts (CGA) showing that the government met its fiscal deficit target of 4.4 per cent of gross domestic product (GDP) for FY 2025-26 (FY26). The government's fiscal deficit for 2024-25 was 4.8 per cent of the GDP. Investors got some comfort after Commerce and Industry Minister Piyush Goyal said that the free trade agreement between India and Oman came into force on June 01, 2026 after completion of internal processes by both sides.

On the global front, European markets were trading higher, while Asian markets settle mostly higher on Tuesday, as U.S. President Donald Trump confirmed ongoing U.S.-Iran talks and said he had persuaded Israel and Hezbollah to dial back fighting.  
Source: AceEquity

## NEWS BULLETIN

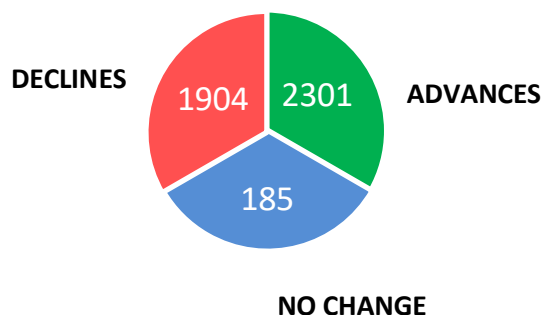
- **Paras Defence and Space Technologies (PARAS)** has received an order from Bharat Electronics valued at around Rs 52.82 crore (Including of Taxes) for supply of Electro-Optics. The said order is expected to be completed on or before September 2027.
- **Force Motors** has reported 15.35% decline in its total sales (Domestic + Export) of Small Commercial Vehicles (SCV), Light Commercial Vehicles (LCV), Utility Vehicles (UV) and Sports Utility Vehicles (SUV) at 2,614 units for May 2026 as compared to 3,088 units sold in May 2025.
- **ITCONS E-Solutions** has secured new contract worth around Rs 1.23 crore (inclusive of all taxes and duties) for providing 33 resources for a period of one year. The company has secured this contract from Indian Council of Medical Research (ICMR), Department of Health Research.

## MARKET DRIVING SECTOR : IT

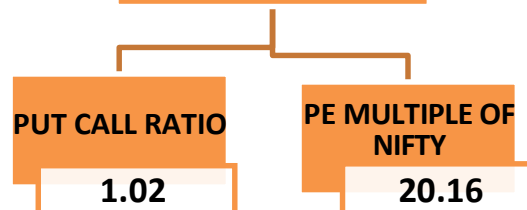


**S&P BSE: IT**  
**CLOSING: 30,106.93**  
**CHANGE: + 1,268.29**  
**CHANGE: + 4.40%**

## MARKET BREADTH – POSITIVE



## RATIO ANALYSIS



[For Disclosure & Disclaimer, click here](#)