

31 July 2021



Index	Previous Close	Open	High	Low	Close	Change	Change%
BSESENSEX	52975.80	52985.26	53103.42	51802.73	52586.84	-388.96	-0.73
NIFTY 50	15856.05	15849.30	15893.35	15513.45	15763.05	-93.00	-0.59

INDICES SHUT THE WEEK WITH SMALL LOSSES

Indian equity benchmark ended on a negative note in the week ended 30 July, 2021. Key indices were negative in four out of five trading sessions of the week. The S&P BSE Sensex was down by 388.96 points or 0.73% to settle at 52,586.84 in the week ended 30 July 2021. The CNX Nifty down by 93.00 points or 0.59% to settle at 15,763.05. The BSE Mid-Cap index up 66.08 or 0.29% to settle at 23,087.22. The BSE Small-Cap index up 360.71 points or 1.36% to settle at 26,786.02.

Top Gainers			
Name	Closing Pr.	Previous Pr.	%Ch
HINDALCO IND	444.80	391.75	13.54
TATA STEEL	1434.30	1281.40	11.93
SUN PHARMA	773.95	694.00	11.52
BAJAJ FINSERV	14222.20	13201.20	7.73
TECH MAHINDRA	1209.55	1131.00	6.95

Top Losers			
Name	Closing Pr.	Previous Pr.	%Ch
DR REDDY'S	4711.20	5422.15	-13.11
AXIS BANK	708.90	755.40	-6.16
MARUTI SUZUKI	6977.70	7293.85	-4.33
ASIAN PAINTS	2958.45	3083.75	-4.06
KOTAK BANK	1654.80	1722.95	-3.96

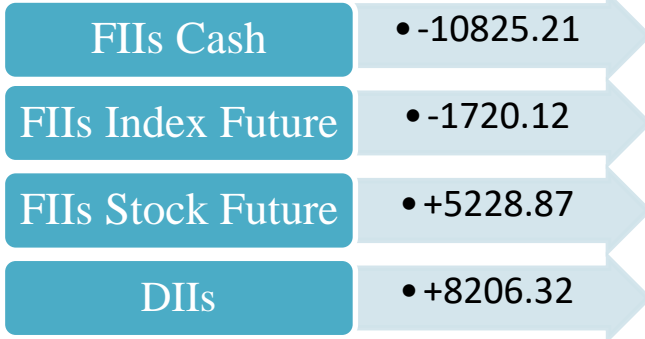
MARKET STATS

Most Active (by value)			
Name	Avg Value	Pr.	Qty
TATA STEEL	10895.70	1434.30	75965.24
TATA MOTORS	6087.64	293.95	207097.92
ICICI BANK	5978.73	682.50	87600.51
HDFC BANK	5819.68	1426.45	40798.33
RELIANCE IND	5751.13	2035.30	28256.89

Most Active (by volume)			
Name	Avg Value	Pr.	Qty
TATA MOTORS	6087.64	293.95	207097.92
SBIN	5451.65	431.80	126254.06
HINDALCO IND	5448.84	444.80	122500.92
ITC LTD	2397.54	204.95	116981.63
ICICI BANK	5978.73	682.50	87600.51



INSTITUTIONAL NET POSITION



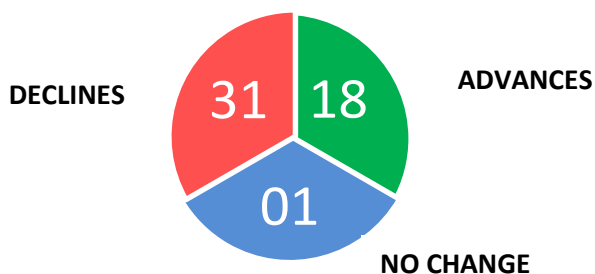
On Monday, 26 July, 2021, Market started the week with small losses, Sensex down by 123.53 points or 0.23% to 52,852.27. On Tuesday, 27 July 2021, Indices shut the day on a red note, tracking weakness in global cues, Sensex lost 273.51 points or 0.52% to 52,578.27. On Wednesday, 28 July 2021, Indices continue their downtrend for the third straight day, Sensex fell by 135.05 points or 0.26% to 52,443.71. On Thursday, 29 July 2021, Indices recovered from lower levels after three day losing streak, Sensex up by 209.36 points or 0.4% to 52,653.07. On Friday, 30 July 2021, Indices pared all intraday gains and shut with tiny losses, Sensex down by 66.23 points or 0.13% to 52,586.84.

Company Name	Quantity	Trade Price
ASTRON	3,25,000	62.01
BLS	7,36,042	153.63
BSE	2,87,797	1226.75
CAPLIPOINT	4,60,816	910.58
BOMDYEING	21,57,407	109.39
GNA	2,22,139	625.15
IBULHSGFIN	37,60,300	278.44

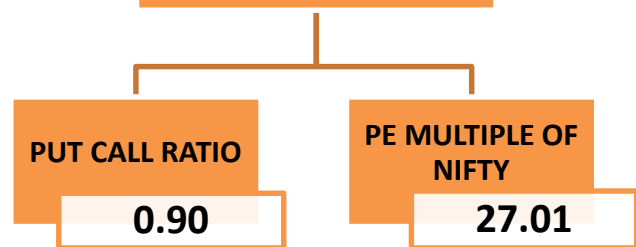


BULK & BLOCK

NIFTY MARKET BREADTH (W) - NEGATIVE



RATIO ANALYSIS



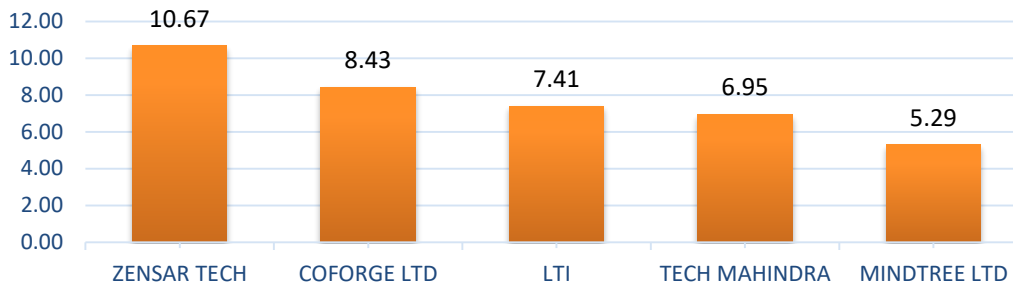


NEWS BULLETIN

- **Info Edge (India)** has invested an amount of about Rs 7 crore in 4B Networks through its wholly-owned subsidiary. 4B is engaged in the business of enabling real estate developers and brokers to communicate with each other and conduct their business via the Broker Network Platform. It helps Brokers conduct site visits and provide home loan related services to their clients.
- **Tata Motors** group is planning to invest Rs 28,900 crore across its domestic business and JLR in 2021-22 and is also investing on development of hydrogen fuel cell vehicles. The company will also look to raise capital separately for its electric vehicles (EV) business at an appropriate time.
- **Hindustan Petroleum Corporation (HPCL)** has signed an agreement with Convergence Energy Services (CESL) for setting up charging infrastructure in selected retail outlets at several cities across the country. Spanning 10 years, the agreement entails CESL and HPCL to jointly undertake setting up of EV charging points in Mumbai, Delhi NCR, Bengaluru, Hyderabad, Chennai, Kolkata and Pune.

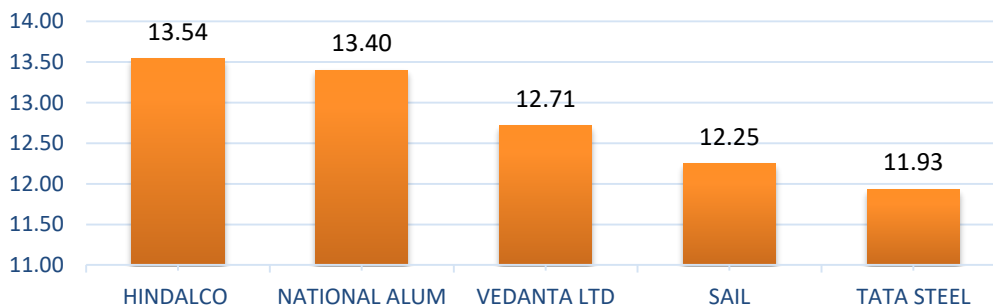
MAJOR DRIVING SECTORS

MARKET DRIVING SECTOR : IT



NIFTY IT
CLOSING: 30480.05
CHANGE: +585.75
% CHANGE: +1.96%

MARKET DRIVING SECTOR : METAL



NIFTY METAL
CLOSING: 5770.35
CHANGE: +416.55
%CHANGE: +7.78%

[For Disclosure & Disclaimer, click here](#)