



Index	Previous Close	Open	High	Low	Close	Change	Change%
SENSEX	52,586.84	52,901.28	52,986.77	52,804.08	52,950.63	+363.79	+0.69
NIFTY	15,763.05	15,874.90	15,892.90	15,834.65	15,885.15	+122.10	+0.77

INDICES SHUT THE DAY WITH STRONG GAINS

The 30-share BSE Sensex was up by 363.79 points or 0.69% to settle at 52,950.63 and the Nifty was up by 122.10 points or 0.77% to settle at 15,885.15. The BSE Mid-Cap up by 1.05 and BSE Small-Cap up by 1.07%. On the sectoral front, Realty, Bank, Metal, Consumer Durables, Auto and IT were the top gaining indices on the flip side, there was no losing index. The top gainers on the Sensex were Titan, Reliance, TCS and M&M on the other side; Tata Steel, Bajaj Finserv, Bajaj Finance and NTPC were top losers on Sensex. On global front, Asian markets shut the day on green note and European indices were trading on green note.

Top Gainers			
Name	Closing Pr.	Previous Pr.	%Ch
TITAN	1,776.00	1,714.55	3.58
SHREECEM	29,260.10	28,265.75	3.52
BPCL	459.10	445.50	3.05
ADANI PORTS	694.25	674.50	2.93
EICHERMOT	2,603.50	2,530.25	2.89

Top Losers			
Name	Closing Pr.	Previous Pr.	%Ch
UPL	790.35	808.55	-2.25
TATASTEEL	1,413.00	1,434.30	-1.49
BAJAJFINSV	14,134.00	14,222.20	-0.62
BAJFINANCE	6,202.45	6,228.10	-0.41
TECHM	1,206.00	1,209.55	-0.29

MARKET STATS (NSE)

Most Active (by value)			
Name	Qty	Pr.	Value CR
IRCTC	73,33,311	2,466.00	1,815.96
SUNPHARMA	1,86,61,462	772.00	1,452.46
TATASTEEL	97,68,920	1,413.00	1,385.82
TATAPOWER	10,23,55,625	133.35	1,339.32
HDFC	50,09,133	2,462.55	1,231.23

Most Active (by volume)			
Name	Qty	Pr.	Value CR
IDEA	17,72,55,904	8.25	148.01
TRIDENT	11,83,28,183	20.00	248.49
TATAPOWER	10,23,55,625	133.35	1,339.32
IDFCFIRSTB	9,41,62,013	51.70	476.74
YESBANK	9,29,48,479	12.80	118.79

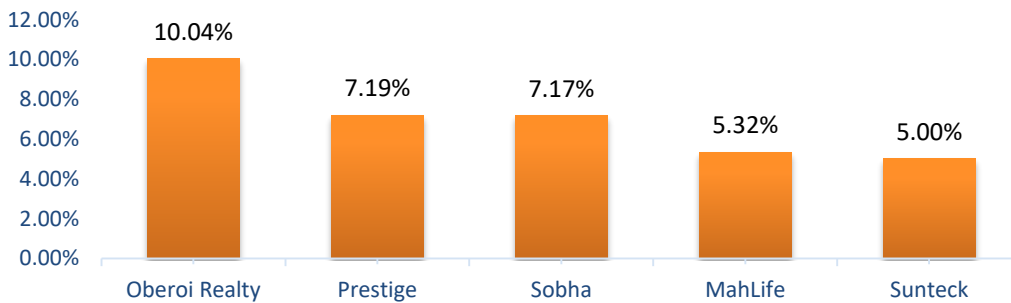


NEWS BULLETIN

- **SpiceJet** is planning to launch 16 new flights, including direct services connecting Bhavnagar with the national capital, Mumbai and Surat. The budget carrier will also start 10 more flights that will connect Gwalior with Jaipur, Kishangarh (Ajmer) with Mumbai, Belagavi with Delhi and Vishakhapatnam with Bengaluru, besides adding an additional frequency on the Delhi-Jammu sector.
- **Relaxo Footwears** has reported 27.83% rise in its net profit at Rs 30.96 crore for the quarter under review as compared to net profit of Rs 24.22 crore for the same quarter in the previous year. Total income of the company increased by 35.62% at Rs 502.40 crore for Q1FY22 as compared Rs 370.46 crore for the corresponding quarter previous year.
- **IDFC Bank** has reported net loss of Rs 630.04 crore for the quarter under review as against net profit of Rs 93.55 crore for the same quarter in the previous year.

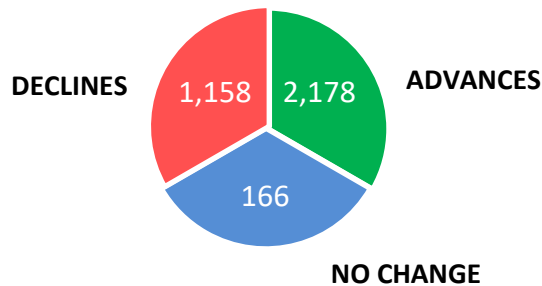
Indian equity benchmarks closed with gains of over half percent on Monday paced by strong buying interest in index heavyweights Titan Company, Mahindra & Mahindra and Reliance Industries. Strong trend in other global markets also added to bullish sentiment. Benchmarks opened a day with good gap and managed to hold bullish stream throughout day, as Goods and Services Tax (GST) mop-up grew 33 percent year-on-year in July to over Rs 1.16 lakh crore, indicating that the economy is recovering at a fast pace. This is the second highest collection so far this fiscal after a record Rs 1.41 lakh crore mop-up in April. Sentiments got the boost as the growth of eight core infrastructure industries grew by 8.9 percent in June 2021 as compared to same month last year, mainly due to a low base effect and uptick in production of natural gas, steel, coal and electricity. Markets sentiment remained bullish in the afternoon session after India's manufacturing sector activities witnessed the strongest rate of growth in three months in July amid improved demand conditions and easing of some local COVID-19 restrictions. The seasonally adjusted IHS Markit India Manufacturing Purchasing Managers' Index (PMI) rose from 48.1 in June to 55.3 in July, pointing to the strongest rate of growth in three months. Source: AceEquity

MARKET DRIVING SECTOR : REALTY

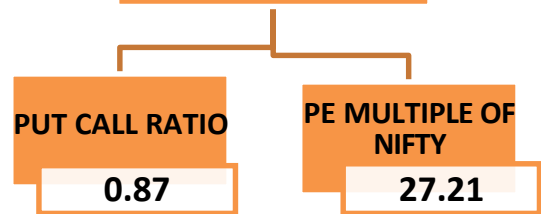


S&P BSE REALTY
CLOSING: 3,337.97
CHANGE: +155.46
% CHANGE: +4.88%

MARKET BREADTH – POSITIVE



RATIO ANALYSIS



[For Disclosure & Disclaimer, click here](#)