



Index	Previous Close	Open	High	Low	Close	Change	Change%
BSESENSEX	54277.72	54385.71	55487.79	54124.27	55437.29	+1159.57	+2.14
NIFTY 50	16238.20	16281.35	16543.60	16162.55	16529.10	+290.90	+1.79

## INDICES SHUT THE WEEK AT ALL TIME HIGH

Indian equity benchmark ended on a positive note in the week ended 13 August, 2021. Key indices were positive in four out of five trading sessions of the week. The S&P BSE Sensex was up by 1159.57 points or 2.14% to settle at 55,437.29 in the week ended 11 August 2021. The CNX Nifty was up by 290.90 points or 1.79% to settle at 16,529.10. The BSE Mid-Cap index down by 263.68 or 1.14% to settle at 22,941.04. The BSE Small-Cap index down by 450.77 points or 1.68% to settle at 26,355.20.

Top Gainers			
Name	Closing Pr.	Previous Pr.	%Ch
TECH MAHINDRA	1383.15	1264.60	9.37
HCL TECHNOLOGIES	1119.45	1049.95	6.62
POWER GRID	184.75	175.00	5.57
BHARTI AIRTEL	637.05	607.90	4.80
TCS LTD	3463.40	3309.80	4.64

Top Losers			
Name	Closing Pr.	Previous Pr.	%Ch
EICHER MOTORS	2546.80	2747.35	-7.30
SHREE CEMENT	26600.40	28386.60	-6.29
DR REDDY'S	4652.20	4786.30	-2.80
GRASIM IND	1496.90	1531.00	-2.23
HERO MOTO	2772.20	2833.80	-2.17

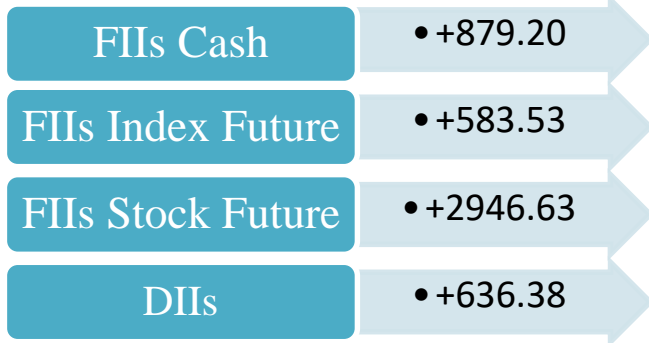
## MARKET STATS

Most Active (by value)			
Name	Avg Value	Pr.	Qty
TATA STEEL	10342.56	1461.65	70759.46
BHARTI AIRTEL	5804.98	637.05	91122.83
RELIANCE IND	4903.24	2145.65	22852.00
HDFC BANK	4859.29	1526.20	31839.14
STATE BANK	4811.10	431.20	111574.74

Most Active (by volume)			
Name	Avg Value	Pr.	Qty
TATA MOTORS	3734.24	307.25	121537.62
STATE BANK	4811.10	431.20	111574.74
POWER GRID	2002.30	184.75	108378.63
ITC LTD	2124.56	211.45	100475.86
BHARTI AIRTEL	5804.98	637.05	91122.83



## INSTITUTIONAL NET POSITION



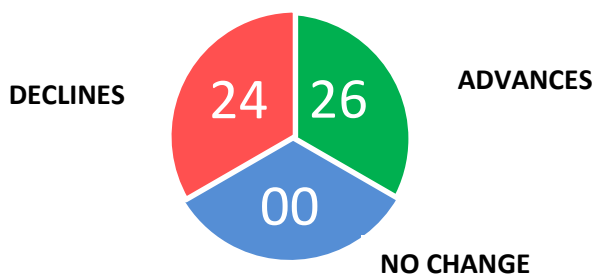
On Monday, 09 August, 2021, Market started the week with positive note, Sensex up by 125.13 points or 0.23% to 54,402.85. On Tuesday, 10 August 2021, Indices shut the day on a green note, tracking firmness in global cues, Sensex rose 151.81 points or 0.28% to 54,554.66. On Wednesday, 11 August 2021, Indices shut the day near to flat note, Sensex down by 28.73 points or 0.05% to 54,525.93. On Thursday, 12 August 2021, Indices recovered from lower levels and continue their winning streak, Sensex up by 318.05 points or 0.58% to 54,843.98. On Friday, 13 August 2021, Indices shut the week on strong note and hit the record high, Sensex up 593.31 points or 1.08% to 55,437.29.

Company Name	Quantity	Trade Price
Timken India Ltd.	23,80,000	1,535.60
Vodafone Idea Limited	43,71,90,447	7.00
Astron Paper Bord Mil Ltd	3,51,00,000	53.50
Laxmi Organic Indus Ltd	29,51,718	312.81
Sudarshan Chemical Inds L	7,50,000	640.46
Antony Waste Hdg Cell Ltd	3,72,422	377.88
Nelco Ltd.	2,79,196	468.83

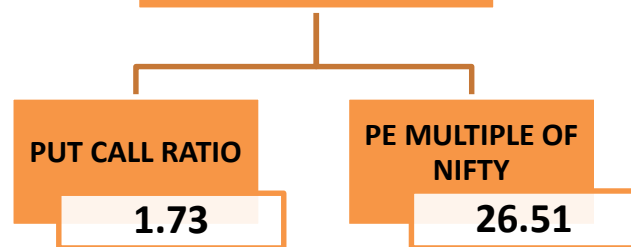


**BULK & BLOCK**

### NIFTY MARKET BREADTH (W) - POSITIVE



### RATIO ANALYSIS



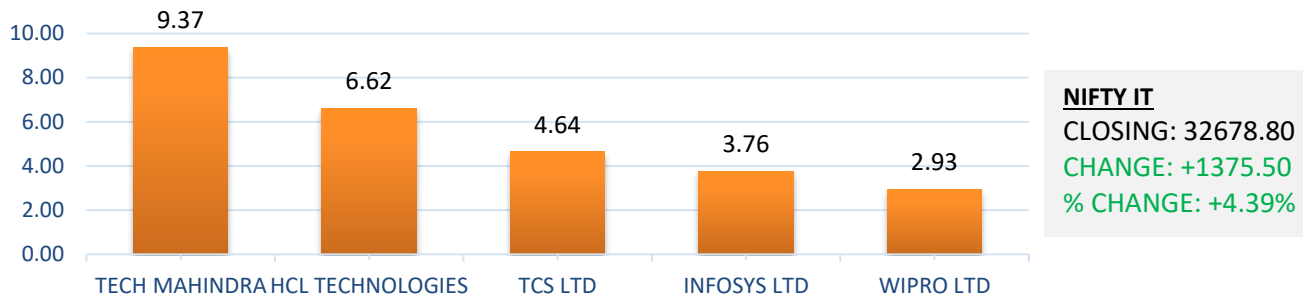


## NEWS BULLETIN

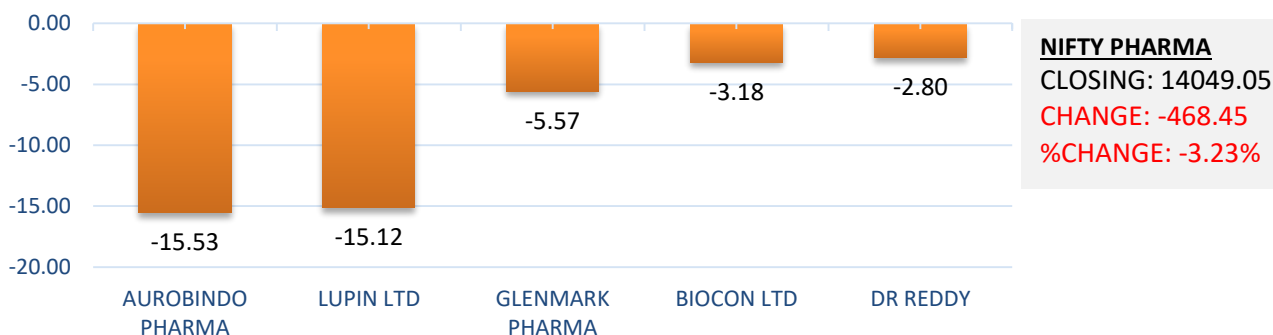
- **NHPC** has reported a rise of 17.56% in its net profit attributable to owners at Rs 907.77 crore for the quarter under review as compared to net profit of Rs 772.20 crore for the same quarter in the previous year. However, total income of the company decreased by 11.23% at Rs 2586.91 crore for Q1FY22 as compared Rs 2914.02 crore for the corresponding quarter previous year.
- **Glenmark Pharmaceuticals** has reported rise of 20.66% in its net profit at Rs 306.53 crore for the quarter under review as compared to Rs 254.04 crore for the same quarter in the previous year. Total income of the company marginally increased by 25.81% at Rs 3023.54 crore for Q1FY22 as compared Rs 2403.30 crore for the corresponding quarter previous year.
- **Apollo Hospitals** has reported net profit attributable to owners at Rs 489.28 crore for the quarter under review as compared to net loss of Rs 208.19 crore for the same quarter in the previous year.

# MAJOR DRIVING SECTORS

## MARKET DRIVING SECTOR : IT



## MARKET DRIVING SECTOR : PHARMA



[For Disclosure & Disclaimer, click here](#)