

11 September 2021



Index	Previous Close	Open	High	Low	Close	Change	Change%
BSESENSEX	58129.95	58411.62	58553.07	57924.48	58305.07	+175.12	+0.30
NIFTY 50	17323.60	17399.35	17436.50	17254.20	17369.25	+45.65	+0.26

WEEK ENDS WITH MINOR GAINS

Indian equity benchmark ended on a flat note in the week ended 11 September, 2021. Key indices were positive in two out of four trading sessions of the week. The S&P BSE Sensex was up by 175.12 points or 0.30% to settle at 58,305.07 in the week ended 11 September 2021. The CNX Nifty was up by 45.65 points or 0.26% to settle at 17,369.25. The BSE Mid-Cap index up by 323.10 or 1.33% to settle at 24,705.29. The BSE Small-Cap index up by 339.79 points or 1.24% to settle at 27,645.10.

Top Gainers			
Name	Closing Pr.	Previous Pr.	%Ch
GRASIM IND	1597.90	1510.45	5.79
BHARTI AIRTEL	686.15	658.45	4.21
HDFC LTD	2830.10	2758.60	2.59
HCL TECHN	1198.55	1174.75	2.03
HUL	2810.65	2766.70	1.59

Top Losers			
Name	Closing Pr.	Previous Pr.	%Ch
SBI LIFE	1173.20	1244.15	-5.70
DIVI'S LAB	5054.90	5208.30	-2.95
NTPC LTD	114.55	117.00	-2.09
SUN PHARMA	776.30	789.40	-1.66
BAJAJ AUTO	3700.60	3757.50	-1.51

MARKET STATS

Most Active (by value)			
Name	Avg Value	Pr.	Qty
RELIANCE IND	8312.38	2425.60	34269.36
BHARTI AIRTEL	5325.40	686.15	77612.83
KOTAK BANK	4311.44	1817.85	23717.25
TCS LTD	3373.23	3791.40	8897.06
TATA STEEL	3371.60	1447.00	23300.65

Most Active (by volume)			
Name	Avg Value	Pr.	Qty
ITC LTD	1794.90	212.65	84406.27
TATA MOTORS	2388.32	298.95	79890.22
BHARTI AIRTEL	5325.40	686.15	77612.83
SBIN	2511.77	432.30	58102.43
ONGC LTD	685.03	122.15	56080.83



INSTITUTIONAL NET POSITION



FII's Cash	• -1113.88
FII's Index Future	• -692.22
FII's Stock Future	• -3522.92
DII's	• +1115.55

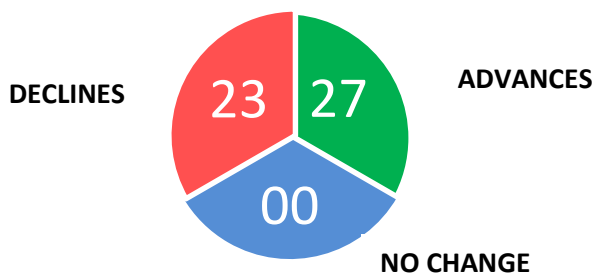
On Monday, 06 September, 2021, Market started the week with positive global cues, Sensex up by 166.96 points or 0.29% to 58,296.91. On Tuesday, 07 September 2021, Indices break their three day winning streak and shut near to flat note, Sensex down by 17.43 points or 0.03% to 58,279.48. On Wednesday, 8 September 2021, Indices shut the day with small losses during a range bound trade, Sensex lost by 29.22 points or 0.05% at 58,250.26. On Thursday, 9 September 2021, Indices shut the weekly expiry on a flat note, Sensex rose 54.81 points or 0.09% to 58,305.07. The markets will remain closed on Friday, 10 September 2021 on account of Ganesh Chaturthi.

Company Name	Quantity	Trade Price
AAA Technologies Limited	1,50,000	47
Asian Granito India Limit	9,07,379	166.28
Can Fin Homes Ltd	7,43,982	622.36
Caplin Point Lab Ltd.	3,81,306	908.19
Delta Corp Limited	MULTIPLE	217-223
D-Link India Ltd	2,24,108	141.16
RKEC Projects Limited	1,43,952	86.6



BULK & BLOCK

NIFTY MARKET BREADTH (W) - POSITIVE



RATIO ANALYSIS



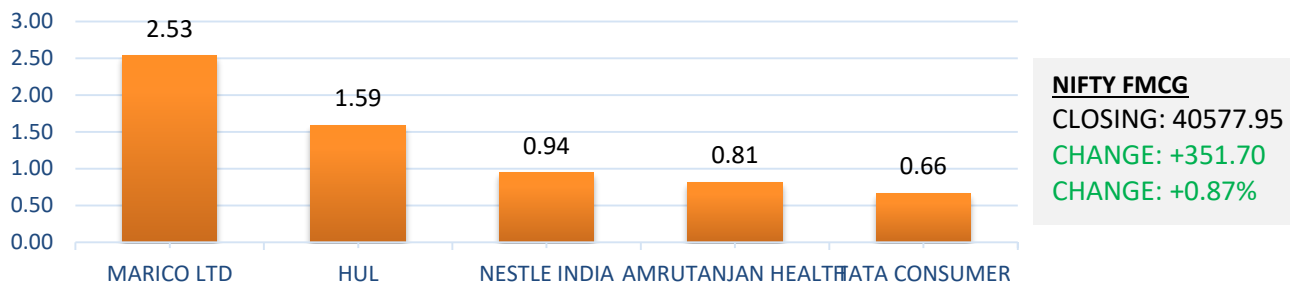


NEWS BULLETIN

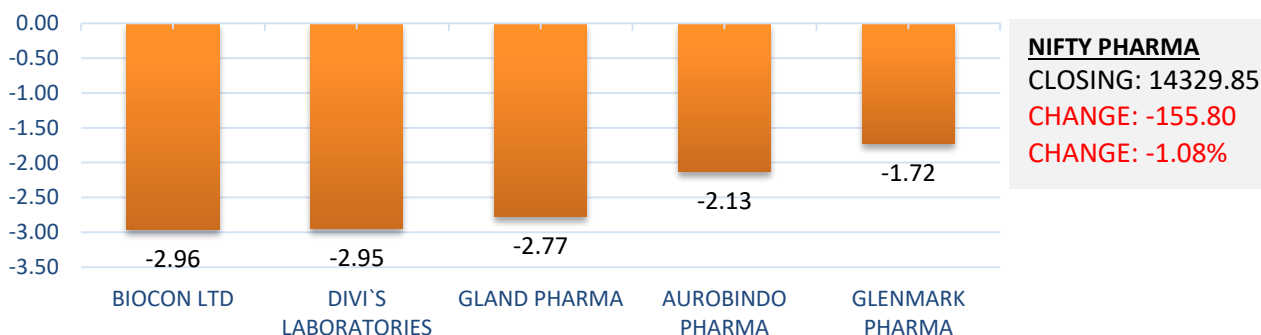
- **Trident** has reported 14,721 metric tons production of paper in August, 2021. The company's bath linen and yarn production stood at 4,920 metric tons and 11,103 metric tons, respectively, while bed linen production stood at 3.1 million metres during August. The company's chemicals production stood at 8,930 metric tons.
- **Cupid** has received a purchase order Rs 16.57 crore from UNFPA. The order is for supply of male condoms worth Rs 11.01 crore approximately, supply of female condoms worth Rs 3.15 crore approximately and supply of water based lubricant worth Rs 2.41 crore approximately.
- **Punjab National Bank (PNB)** has received approval from board of directors to raise up to Rs 6,000 crore by issuing bonds. The decision was taken at the meeting of the board of directors on September 10, 2021.
- **Shyam Metals and Energy** has entered into Share Purchases agreement (SPA) with Dorite Tracon and/ or Shyam Sel & Power to sell and transfer the entire equity stake held by company in Subsidiaries/ Step down Subsidiaries and Associate Company.

MAJOR DRIVING SECTORS

MARKET DRIVING SECTOR : FMCG



MARKET DRIVING SECTOR : PHARMA



[For Disclosure & Disclaimer, click here](#)