

13 September 2021



Index	Previous Close	Open	High	Low	Close	Change	Change%
SENSEX	58,305.07	58,262.11	58,314.64	57,944.63	58,177.76	-127.31	-0.22
NIFTY	17,369.25	17,363.55	17,378.35	17,269.15	17,355.30	-13.95	-0.08

## INDICES ENDED THE DAY WITH MINOR LOSSES

The 30-share BSE Sensex was down by 127.31 points or 0.22% to settle at 58,177.76 and the Nifty was down by 13.95 points or 0.08% to settle at 17,355.30. The BSE Mid-Cap up by 0.32% and BSE Small-Cap up by 0.80%. On the sectoral front, Realty, Metal, Healthcare and IT were the top gaining indices on the flip side, Bank and Consumer Durables were top losing indices. The top gainers on the Sensex were, TCS, Bharti Airtel, Bajaj Finserv and Tata Steel on the other side; Reliance, HUL, HDFC Bank and M&M were top losers on Sensex. On global front, Asian markets shut the day on red note and European indices were trading on a green note.

Top Gainers			
Name	Closing Pr.	Previous Pr.	%Ch
COALINDIA	154.45	148.65	3.90
HINDALCO	478.70	463.55	3.27
KOTAKBANK	1,849.00	1,817.85	1.71
TATASTEEL	1,470.00	1,447.00	1.59
BPCL	498.90	491.15	1.58

Top Losers			
Name	Closing Pr.	Previous Pr.	%Ch
RELIANCE	2,369.80	2,425.60	-2.30
ICICIBANK	707.50	720.25	-1.77
SBILIFE	1,163.00	1,173.20	-0.87
HINDUNILVR	2,787.00	2,810.65	-0.84
HDFCBANK	1,555.75	1,568.60	-0.82

## MARKET STATS (NSE)

Most Active (by value)			
Name	Qty	Pr.	Value CR
RELIANCE	75,27,598	2,369.80	1,793.03
IRCTC	47,78,463	3,445.00	1,622.07
BHARTIARTL	1,93,41,527	691.50	1,338.86
HDFC	32,83,960	2,846.05	937.41
TATASTEEL	56,70,208	1,470.00	823.09

Most Active (by volume)			
Name	Qty	Pr.	Value CR
IDEA	35,73,92,698	7.95	289.85
DISHTV	13,68,94,249	19.40	261.74
YESBANK	11,57,38,343	11.05	127.78
NATIONALU	3,94,68,251	100.45	397.37
COALINDIA	3,56,72,746	154.45	547.47

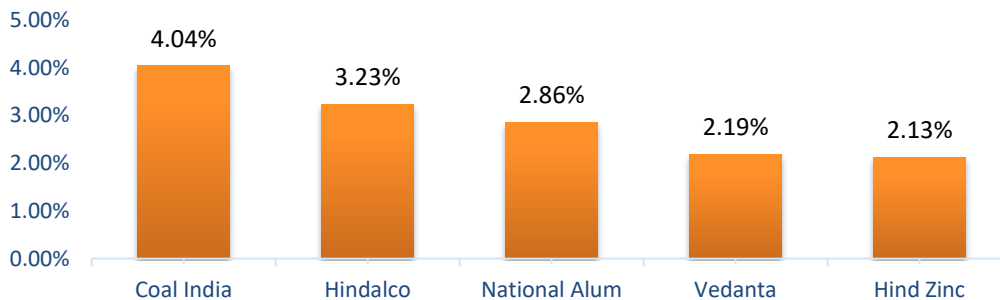
## NEWS BULLETIN

- **Bajaj Finserv** is offering up to 33 percent discount on smartwatches across brands. Customers planning to purchase a top-tier smartwatch with all the latest features can now grab their favourite gadgets without worrying about the price tags.
- **Tata Motors** has launched CNG variant of its most iconic commercial vehicle -- the Tata 407. Tapping into the benefits of CNG, the vehicle offers profits of up to 35% over the diesel variant. The all-new Tata 407 CNG has been designed to live up to its reputation as the 'non-stop profit machine', continuing to offer best-in-class performance and reliability, and adding even more value to the proposition with lower TCO.
- **Zota Health Care** has sold 66,699 Equity Shares i.e. 3.335% stake of Davaindia Health Mart (DIHML) for a consideration of about Rs 18 lakh.

Indian equity benchmarks ended volatile session in red on Monday. Markets started the trading session in red, as a periodic labour force survey by the National Statistical Office (NSO) showed that unemployment rate for all ages in urban areas rose to 10.3 per cent in October-December 2020 as compared to 7.9 per cent in the corresponding months a year ago. Market participants overlooked report that Industrial production surged 11.5 per cent in July mainly due to a low-base effect and good performance by manufacturing, mining and power sectors but the output remained slightly below the pre-pandemic level. Benchmarks remained volatile during the trading session, after India Ratings and Research (Ind-Ra) has said that salaried and wages earners will be a drag on overall economic recovery in medium term due to tepid recovery of household consumption. It said that activities in construction and renovation have been on a pick-up for the past few months leading to return of migrant workers for gainful deployment.

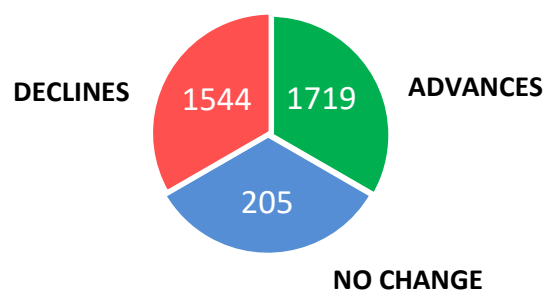
On the global front, European markets were trading higher with investors buying into the idea of a strong economic recovery in the region following last week's European Central Bank policy decision. Asian markets ended mostly lower on Monday, even after confidence among Japanese larger companies turned positive in the third quarter. Source: AceEquity

## MARKET DRIVING SECTOR : METAL

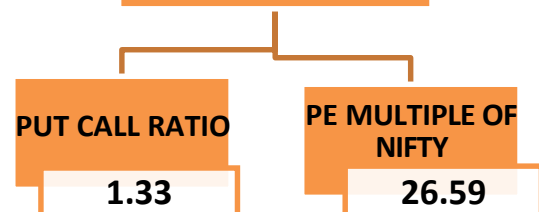


**S&P BSE METAL**  
**CLOSING: 21,008.22**  
**CHANGE: +304.27**  
**% CHANGE: +1.47%**

## MARKET BREADTH – POSITIVE



## RATIO ANALYSIS



[For Disclosure & Disclaimer, click here](#)