



Index	Previous Close	Open	High	Low	Close	Change	Change%
BSESENSEX	58765.58	59143.00	60212.30	58952.11	60059.06	+1293.48	+2.20
NIFTY 50	17532.05	17615.55	17941.85	17581.35	17895.20	+363.15	+2.07

NO PAIN ONLY GAINS

Indian equity benchmark ended on a positive note in the week ended 08 October, 2021. Key indices were positive in four out of five trading sessions of the week. The S&P BSE Sensex was up by 1293.48 points or 2.20% to settle at 60,059.06 in the week ended 08 October 2021. The CNX Nifty was up by 363.15 points or 2.07% to settle at 17,895.20. The BSE Mid-Cap index up by 613.14 or 2.43% to settle at 25,837.34. The BSE Small-Cap index up by 1114.37 points or 3.95% to settle at 29,329.99.

Top Gainers			
Name	Closing Pr.	Previous Pr.	%Ch
TATA MOTORS	382.95	333.30	14.90
ONGC LTD	160.95	146.25	10.05
TITAN COM	2358.20	2163.75	8.99
INDUSIND BANK	1174.40	1104.05	6.37
M&M	877.80	827.85	6.03

Top Losers			
Name	Closing Pr.	Previous Pr.	%Ch
CIPLA LTD	917.10	986.20	-7.01
GRASIM IND	1598.80	1677.15	-4.67
SHREE CEMENT	27757.15	29099.55	-4.61
NESTLE INDIA	18986.45	19549.95	-2.88
KOTAK BANK	1936.35	1993.55	-2.87

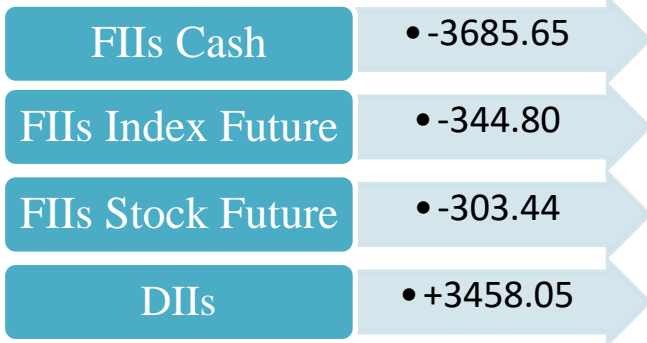
MARKET STATS

Most Active (by value)			
Name	Avg Value	Pr.	Qty
TATA MOTORS	13160.22	382.95	343653.82
RELIANCE IND	7004.69	2671.25	26222.53
ONGC LTD	5454.44	160.95	338890.11
TATA STEEL	5132.06	1301.15	39442.53
HDFC BANK	4360.84	1602.65	27210.16

Most Active (by volume)			
Name	Avg Value	Pr.	Qty
TATA MOTORS	13160.22	382.95	343653.82
ONGC LTD	5454.44	160.95	338890.11
COAL INDIA	2885.62	188.45	153123.70
NTPC LTD	1667.05	141.10	118146.45
SBI	3585.99	458.00	78296.81



INSTITUTIONAL NET POSITION



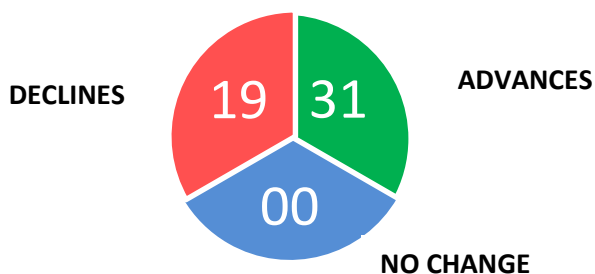
On Monday, 4 October, 2021, Market started with positive bias and snapped a four day losing streak, Sensex up by 533.74 points or 0.91% to 59,299.32. On Tuesday, 5 October 2021, Indices recovered from lower levels, Sensex hike by 445.56 points or 0.75% to 59,744.88. On Wednesday, 06 October 2021, Indices registered modest losses after tracking weak global cues, Sensex lost 555.15 points or 0.93% to 59,189.73. On Thursday, 07 October 2021, Bulls back into the action after one day correction, Sensex rose 488.10 points or 0.82% to 59,677.83. On Friday, 08 October 2021, Indices shut the week above 60,000 mark, Sensex jumped 381.23 points or 0.64% to 60,059.06.

Company Name	Quantity	Trade Price
Bharat Gears Ltd	99,173	176.86
Bodal Chemicals Ltd	13,54,659	143.22
BSE Limited	2,45,747	1316.8
India Glycols Ltd	4,01,549	970.68
Indian Energy Exc Ltd	17,44,554	677.48
Multi Commodity Exchange	3,58,389	1920.65
Nazara Technologies Ltd	2,15,012	3032.56

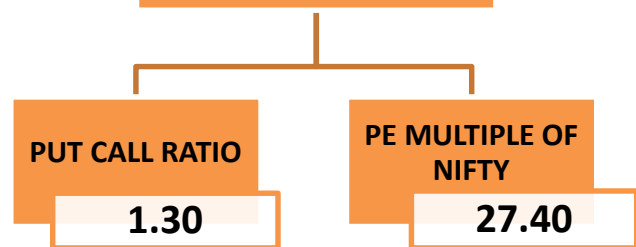


BULK & BLOCK

NIFTY MARKET BREADTH (W) - POSITIVE



RATIO ANALYSIS



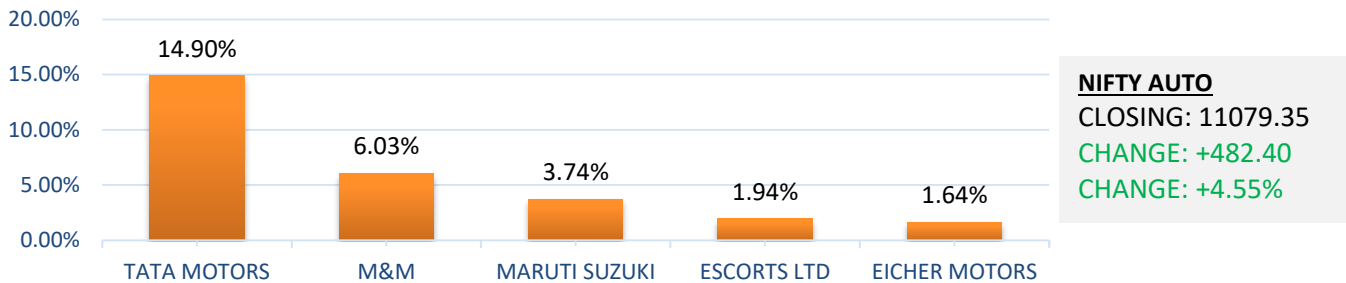


NEWS BULLETIN

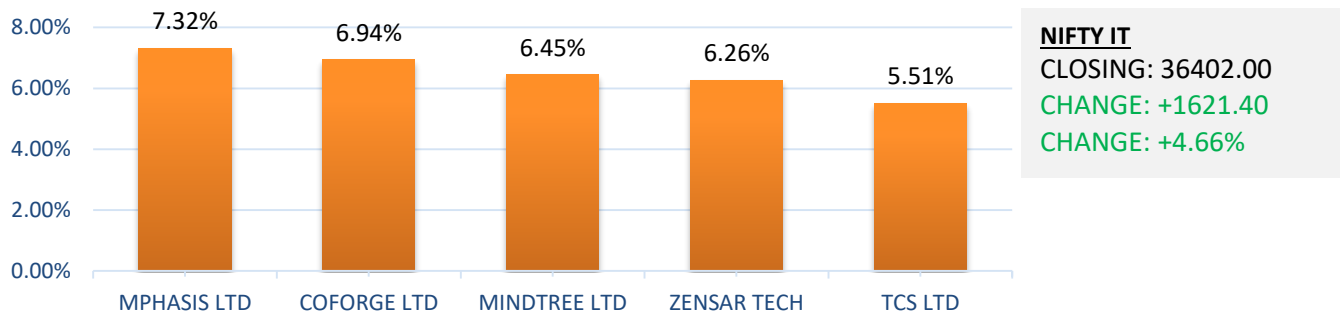
- In a move to light up hearts in rural India during the festive season, **HDFC Bank** and Common Services Centers (CSC) have launched the Festive Treats 3.0 campaign with more than 10,000 offers.
- **Adani Total Gas** has signed a definitive Agreement on October 8, 2021 for exclusively collaborating on the establishment of a bio-conversion plant with a design capacity of about three hundred and fifty (350) tonnes per day of feed processing at Barsana, Mathura, Uttar Pradesh based on cattle dung as the primary biomass along with other bio mass including napier grass, press mud, etc.
- **Equitas Small Finance Bank**'s deposits grew 40% to Rs 18,094 crore as of September 30, 2021 (Q2FY22), as compared to Rs 12,901 crore on a yearly basis. On a quarterly basis, the deposits were up 6% from Rs 17,095 crore as of June 2021. Gross Advances stood at Rs 18,981 crore as of September 30, 2021, posting a 13% rise in year-on-year (YoY) against Rs 16,731 crore as of September 30, 2020 and a 6% growth in quarter-on-quarter (QoQ) basis from Rs 17,837 crore in June 2021.

MAJOR DRIVING SECTORS

MARKET DRIVING SECTOR : AUTO



MARKET DRIVING SECTOR : IT



[For Disclosure & Disclaimer, click here](#)