

30 October 2021



Index	Previous Close	Open	High	Low	Close	Change	Change%
BSESENSEX	60821.62	61398.75	61576.85	59089.37	59306.93	-1514.69	-2.49
NIFTY 50	18114.90	18229.50	18342.05	17613.10	17671.65	-443.25	-2.45

INDICES SHUT THE WEEK ON A WEAK NOTE

Indian equity benchmark ended on a weak note in the week ended 29 October, 2021. Key indices were positive in two out of five trading sessions of the week. The S&P BSE Sensex was down by 1514.69 points or 2.49% to settle at 59,306.93 in the week ended 29 October 2021. The CNX Nifty was down by 443.25 points or 2.45% to settle at 17,671.65. The BSE Mid-Cap index down by 288.92 or 1.13% to settle at 25,277.72. The BSE Small-Cap index down by 353.51 points or 1.25% to settle at 27,982.80.

Top Gainers			
Name	Closing Pr.	Previous Pr.	%Ch
ULTRACEMCO	7636.05	7149.60	6.80
ICICIBANK	802.05	759.30	5.63
UPL	740.20	704.35	5.09
ASIANPAINT	3100.10	2982.40	3.95
SHREECEM	28635.25	27738.20	3.23

Top Losers			
Name	Closing Pr.	Previous Pr.	%Ch
AXISBANK	742.00	816.70	-9.15
ADANI PORTS	693.00	761.80	-9.03
NTPC	132.65	144.90	-8.45
BPCL	417.70	447.25	-6.61
COALINDIA	164.45	175.90	-6.51

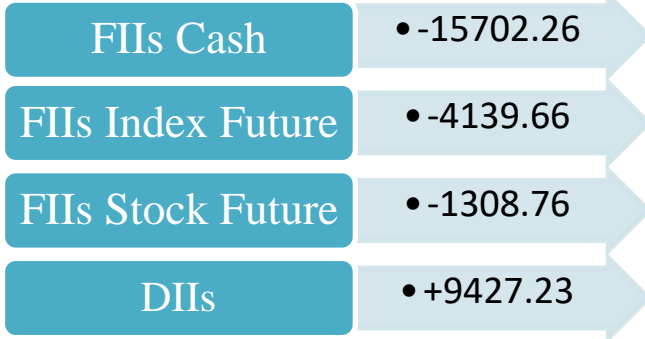
MARKET STATS

Most Active (by value)			
Name	Avg Value	Pr.	Qty
ICICI BANK	13666.87	802.05	170399.22
AXIS BANK	9366.74	742.00	126236.45
TATA MOTORS	8596.99	483.70	177733.95
STATE BANK	7315.63	502.15	145686.21
RELIANCE IND	7135.72	2536.25	28134.92

Most Active (by volume)			
Name	Avg Value	Pr.	Qty
TATA MOTORS	8596.99	483.70	177733.95
ICICI BANK	13666.87	802.05	170399.22
STATE BANK	7315.63	502.15	145686.21
ITC LTD	3127.12	223.20	140104.16
ONGC LTD	1979.30	149.05	132794.70



INSTITUTIONAL NET POSITION



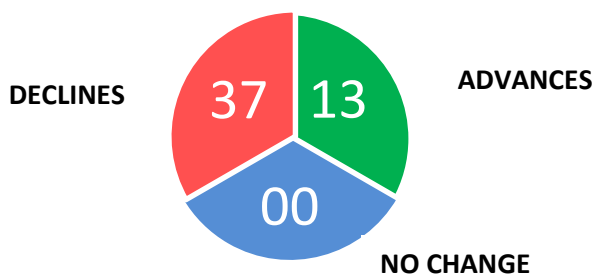
On Monday, 25 October, 2021, Market started with positive bias, Sensex up by 145.43 points or 0.24% at 60,967.05. On Tuesday, 26 October 2021, indices continued its winning streak tracking firmness in global cues, Sensex hiked by 383.21 points or 0.63% to 61,350.26. On Wednesday, 27 October 2021, Indices shut the day on a red note, Sensex down by 206.93 points or 0.34% at 61,143.33. On Thursday, 28 October 2021, Indices extended their losses on monthly F&O expiry after tracking weakness in global cues, Sensex lost 1,158.63 points or 1.89% to 59,984.70. On Friday, 29 October 2021, Indices ended the week with modest losses, Sensex fell 677.77 points or 1.13% to 59,306.93.

Company Name	Quantity	Trade Price
Indian Rail Tour Corp Ltd	43,22,967	813.14
IRB Infrastructure Develo	27,31,750	300.60
Aptech Limited	2,74,189	359.21
MSTC Limited	MULTIPLE	379-392
NCL Industries Limited	2,35,000	246.41
SREI Infrastructure Finan	31,30,816	3.70
Ujjivan Fin. Servc. Ltd.	6,94,606	175.77



BULK & BLOCK

NIFTY MARKET BREADTH (W) - NEGATIVE



RATIO ANALYSIS



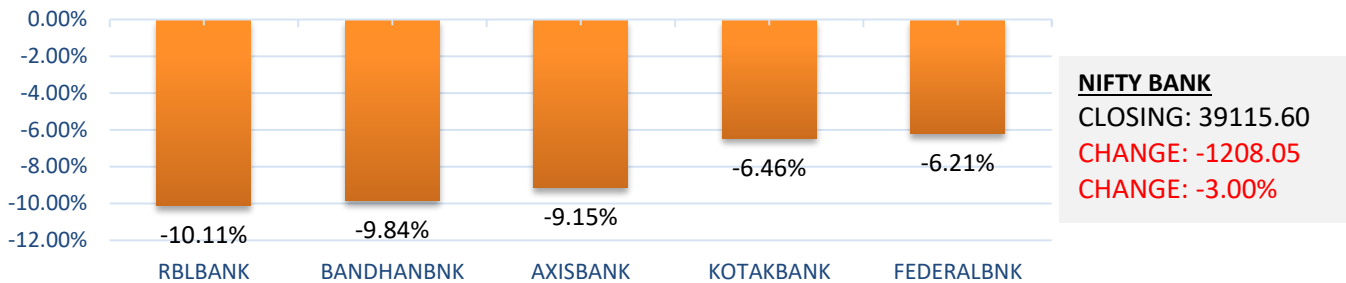


NEWS BULLETIN

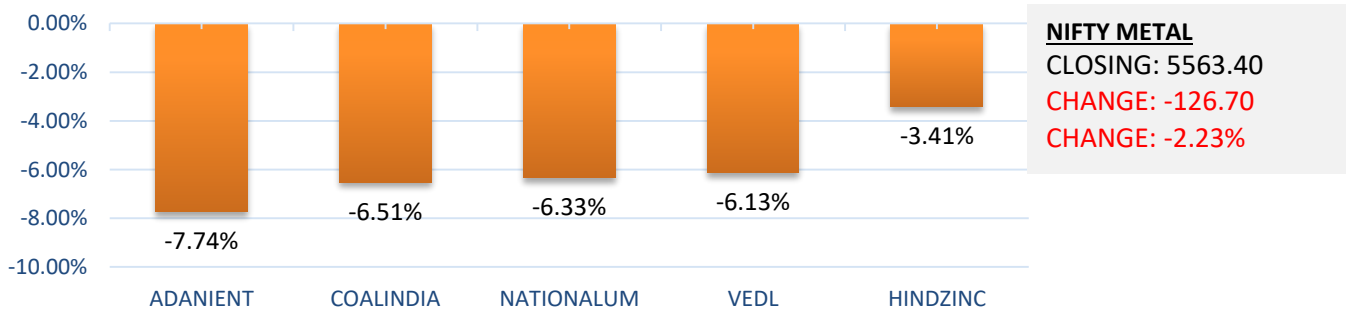
- **Tata Steel and Tata Power** have come together to develop a grid-connected solar project in Jharkhand and Odisha. The two companies have signed a Power Purchase Agreement (PPA) for a duration of 25 years to set up 41MW solar project, which will be a combination of rooftop, floating and ground mounted solar panels.
- **ICICI Bank** has renewed its Memorandum of Understanding (MoU) with the Indian Army, to offer a range of specially curated enhanced benefits and new features through its 'Defence Salary Account', to all serving as well as retired Army personnel.
- **BPCL** has reported a rise of 41.44% in its net profit attributed to owners of the company at Rs 3200.90 crore for the quarter under review as compared to Rs 2263.05 crore for the same quarter in the previous year. Total income of the company increased by 53.97% at Rs 102596.50 crore for Q2FY22 as compared Rs 66635.94 crore for the corresponding quarter previous year

MAJOR DRIVING SECTORS

MARKET DRIVING SECTOR : BANK



MARKET DRIVING SECTOR : METAL



[For Disclosure & Disclaimer, click here](#)