

15 July 2024



Index	Previous Close	Open	High	Low	Close	Change	Change%
SENSEX	80,519.34	80,686.54	80,862.54	80,556.97	80,664.86	+145.52	+0.18
NIFTY	24,502.15	24,587.60	24,635.05	24,522.75	24,586.70	+84.55	+0.35

INDICES END THE DAY WITH TINY GAIN

The 30-share BSE Sensex was up by 145.52 points or 0.18% to settle at 80,664.86 and the Nifty was up by 84.55 points or 0.35% to settle at 24,586.70. The BSE Mid-Cap was up by 0.95% and BSE Small Cap was up by 0.21%. On the sectoral front, Oil & Gas, Auto, Metal, Realty, Healthcare, Bank, Consumer Durables and FMCG were the top gaining indices; on the flip side, Capital Goods and IT were losing indices. SBIN, NTPC, Ultratech Cement, Mahindra & Mahindra and ITC were the top gainers on the Sensex; on the flip side, Asian Paint, Tata Steel, Axis Bank, JSW Steel and Tech Mahindra were the top losers on the Sensex. On global front, Asian markets shut the day on a negative note and European indices are trading on a red note.

Top Gainers

Name	Closing Pr.	Previous Pr.	%Ch
ONGC	323.00	307.10	5.18
SBILIFE	1,609.00	1,562.85	2.95
SHRIRAMFIN	2,875.00	2,794.40	2.88
SBIN	883.00	859.70	2.71
BAJAJ-AUTO	9,674.00	9,430.75	2.58

Top Losers

Name	Closing Pr.	Previous Pr.	%Ch
LTIM	5,482.00	5,572.65	-1.63
ASIANPAINT	2,959.00	2,999.15	-1.34
GRASIM	2,805.95	2,843.75	-1.33
TATASTEEL	167.10	168.69	-0.94
AXISBANK	1,308.45	1,317.30	-0.67

MARKET STATS (NSE)

Most Active (by value)

Name	Qty	Pr.	Value CR
HDFCBANK	1,66,87,847	1,623.00	2,706.75
SBIN	2,53,92,820	883.00	2,225.91
TCS	48,48,030	4,167.35	2,038.18
ICICIBANK	1,56,12,671	1,231.00	1,922.42
HCLTECH	1,03,37,489	1,568.00	1,650.75

Most Active (by volume)

Name	Qty	Pr.	Value CR
ONGC	5,14,35,537	323.00	1,629.7
TATASTEEL	3,26,35,187	167.10	545.04
SBIN	2,53,92,820	883.00	2,225.9
NTPC	2,29,51,140	385.60	881.78
HDFCBANK	1,66,87,847	1,623.00	2,706.7



Indian equity markets spend entire their day in green territory driven by positive expectations from the upcoming Union Budget. However, markets traded with limited gains amid mixed microeconomic data. Positive Industrial Production (IIP) figures offered some support to the markets. Q1 earnings captured significant focus during the day. Markets made optimistic start and remained in green amid foreign fund inflows. Traders took encouragement as the government data showed that the industrial output surprised in May rising to a seven month high of 5.9 percent from 5 percent in the previous month, as manufacturing and electricity production soared. Investors overlooked report that India's retail inflation rose to four-month high of 5.08 percent in June compared with 4.75 percent in the previous month as food inflation galloped to 9.4 percent given the impact of heatwave on vegetables. In afternoon session, markets touched day's high levels. Some support also came with Commerce and Industry Minister Piyush Goyal's statement that India's exports have recorded healthy growth in May and remained in the positive zone in June and the first quarter of the current fiscal despite global challenges.

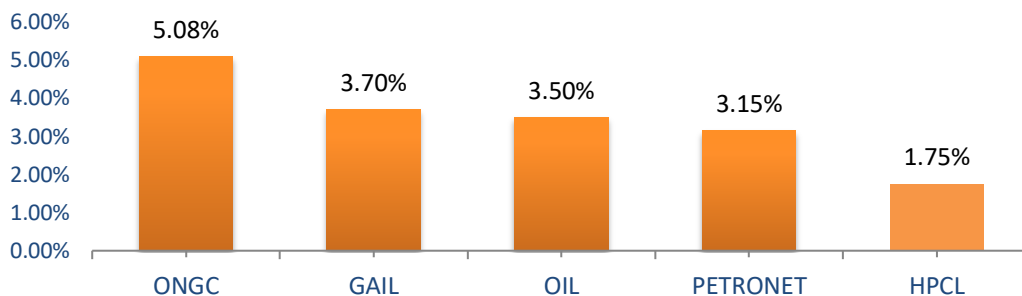
On the global front, European markets were trading lower after a raft of dour updates from companies made investors, already jittery from the assassination attempt on U.S. presidential candidate Donald Trump, more cautious.

Source: AceEquity

NEWS BULLETIN

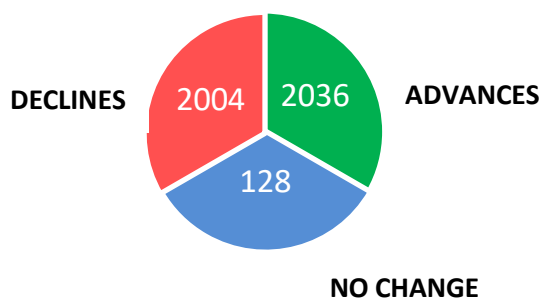
- **HDFC Life Insurance Company** has reported 15% rise in its net profit at Rs 477.65 crore for the quarter under review as compared to Rs 415.34 crore for the same quarter in the previous year.
- **Bank of Maharashtra** has reported 46.69% rise in its net profit at Rs 1,293.49 crore for the quarter ended June 30, 2024 as compared to Rs 882.08 crore for the same quarter in the previous year.
- **Waaree Renewable Technologies** has received a LoA for the execution of Engineering, Procurement and Construction (EPC) works for solar power project of 30 MW DC capacity on turnkey basis. The order value is around Rs 90.29 crore (Excluding Taxes).
- **Ganesh Housing Corporation** has reported net profit of Rs 58.99 crore for the quarter ended June 30, 2024 as compared to net loss of Rs 0.09 crore for the same quarter in the previous year.

MARKET DRIVING SECTOR : OIL & GAS

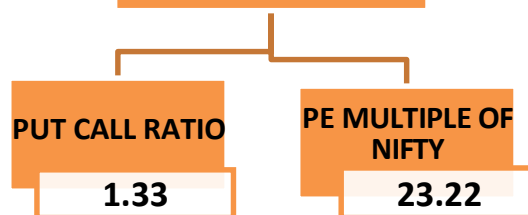


S&P BSE: OIL & GAS
CLOSING: 31,734.07
CHANGE: + 718.73
CHANGE: + 2.32

MARKET BREADTH – POSITIVE



RATIO ANALYSIS



[For Disclosure & Disclaimer, click here](#)