

14 Nov 2024



Index	Previous Close	Open	High	Low	Close	Change	Change%
SENSEX	77,690.95	77,636.94	78,055.52	77,424.81	77,580.31	-110.64	-0.14
NIFTY	23,559.05	23,542.15	23,675.90	23,484.15	23,532.70	-26.35	-0.11

INDICES WITNESS SELLING PRESSURE

The 30-share BSE Sensex was down by 110.64 points or 0.14% to settle at 77,580.31 and the Nifty was down by 26.35 points or 0.11% to settle at 23,532.70. The BSE Mid-Cap was up by 0.41% and BSE Small Cap was up by 0.83%. On the sectoral front, Realty, Healthcare, IT, Auto, Bank, Capital Goods were gaining indices; on the flip side, Consumer Durables, Metal, FMCG and Oil & Gas were losing indices. Reliance, Kotak Bank, Tech Mahindra, Mahindra & Mahindra and HDFC Bank were the top gainers on the Sensex; on the flip side, Hindustan Unilever, Nestle, NTPC, IndusInd Bank and Powergrid were the top losers on the Sensex. On global front, Asian markets shut the day on a negative note and European indices are trading on a green note.

Top Gainers

Name	Closing Pr.	Previous Pr.	%Ch
EICHERMOT	4,890.95	4,588.70	6.59
HEROMOTO	4,612.65	4,519.60	2.06
GRASIM	2,534.10	2,502.90	1.25
KOTAKBANK	1,708.55	1,687.85	1.23
HDFCLIFE	693.30	685.05	1.20

Top Losers

Name	Closing Pr.	Previous Pr.	%Ch
HINDUNILVR	2,392.95	2,464.95	-2.92
BPCL	298.20	305.85	-2.50
BRITANNIA	4,922.10	5,046.50	-2.47
TATACONSUM	930.40	952.75	-2.35
NESTLEIND	2,188.00	2,235.25	-2.11

MARKET STATS (NSE)

Most Active (by value)

Name	Qty	Pr.	Value CR
HDFCBANK	1,35,73,235	1,692.40	2,297.88
RELIANCE	1,26,12,633	1,266.90	1,593.88
EICHERMOT	28,74,648	4,890.95	1,412.05
ICICIBANK	95,06,892	1,258.95	1,193.35
TATAMOTOR	1,17,40,909	776.00	915.12

Most Active (by volume)

Name	Qty	Pr.	Value CR
TATASTEEL	3,63,45,184	138.10	504.29
BEL	2,05,41,591	281.25	576.71
NTPC	1,50,86,601	373.45	567.17
HDFCBANK	1,35,73,235	1,692.40	2,297.8
RELIANCE	1,26,12,633	1,266.90	1,593.8



Indian equity benchmarks ended with minor losses on Thursday amid weekly F&O expiry. Most part of the day, markets traded in red amid rising wholesale inflation. However, during the day indices managed to trade with limited losses. After making cautious start, markets extended their gains. Traders got some support as S&P Global Ratings has said supply capacity in India is continuing to expand pretty quickly which will help contain inflationary pressure. S&P Senior Economist Asia Pacific Vishrut Rana has said the central bank's monetary policy and inflation target remains credible and the Reserve Bank of India (RBI) should be able to anchor inflationary expectations. Markets continued to trade lower in afternoon session as sentiments got hit after Inflation based on wholesale price index (WPI) in India jumped in the month of October 2024 to 2.36% from 1.84% in September 2024, due to increase in prices of food articles, crude petroleum & natural gas and electricity. Adding anxiety among traders, a WTO report said that there has been an increase in the trade restrictive measures introduced by G20 member countries during mid-October 2023 to mid-October 2024.

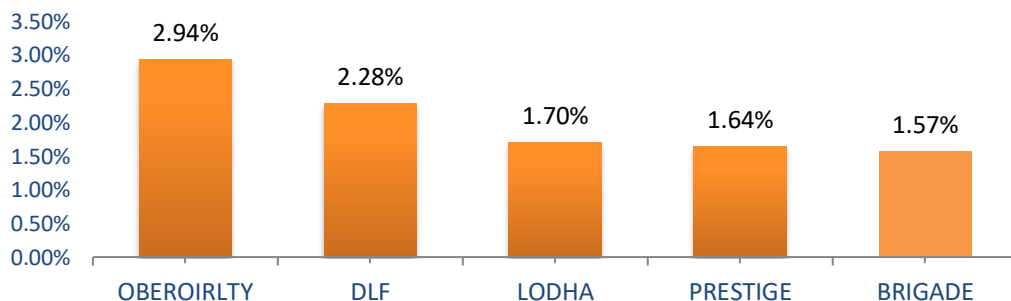
On the global front, European markets were trading higher ahead of Eurozone growth data due later in the day. Earnings offered some comfort as bond yields surged amid inflation concerns under Trump's presidency.

Source: AceEquity

NEWS BULLETIN

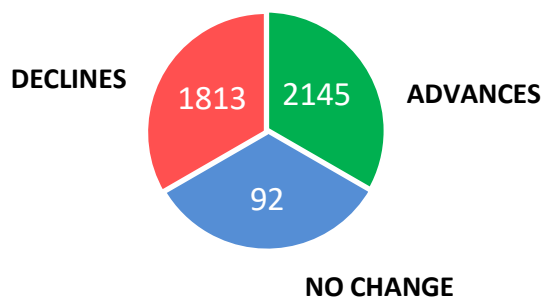
- **Trishakti Industries** has secured a significant contract from Jindal Stainless. Under this contract, the company will deploy machines worth Rs 2 crore to support the Jindal Stainless' ongoing SMS and Blast Furnace project.
- **Happiest Minds Technologies** has reported 29.84% fall in its net profit at Rs 38.26 crore for the quarter ended September 30, 2024 as compared to Rs 54.53 crore for the same quarter in the previous year.
- **NBCC (India)** has reported 45.07% rise in its net profit at Rs 123.70 crore for second quarter ended September 30, 2024 (Q2FY25) as compared to Rs 85.27 crore for the same quarter in the previous year.
- **Eicher Motors** has reported 7.61% rise in its net profit at Rs 1009.88 crore for the quarter ended September 30, 2024 as compared to Rs 938.50 crore for the same quarter in the previous year.

MARKET DRIVING SECTOR : REALTY

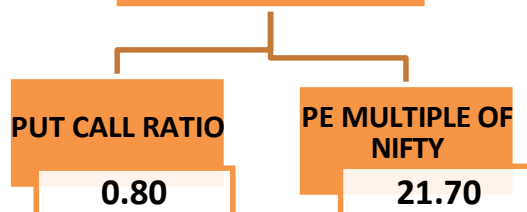


S&P BSE: REALTY
CLOSING: 7,396.71
CHANGE: + 80.96
CHANGE: + 1.11 %

MARKET BREADTH – POSITIVE



RATIO ANALYSIS



[For Disclosure & Disclaimer, click here](#)