

This is an abridged prospectus containing salient features of the Red Herring Prospectus dated June 16, 2023 (the "RHP"). You are encouraged to read greater details available in the RHP (Download link:- <https://greenchef.in/investors>). Unless otherwise specified all capitalized terms used herein and not specifically defined shall have the same meaning as ascribed to them in the RHP.

THIS ABRIDGED PROSPECTUS CONSISTS OF EIGHT PAGES. PLEASE ENSURE THAT YOU HAVE RECEIVED ALL THE PAGES.



Greenchef®
GREENCHEF APPLIANCES LIMITED

CIN: U29300KA2010PLC054118; Date of Incorporation: June 18, 2010

Registered Office	Contact Person	Email and Telephone	Website
No. 477 E, IV Phase, Peenya Industrial Area, Bangalore - 560 058, Karnataka, India.	Aarti Panigrahi, Company Secretary & Compliance Officer	E-mail: info@greenchef.in Tel No: +91-80-29564495	Website: www.greenchef.in

Promoters of the Company	Sukhlal Jain, Praveen Kumar Sukhlal Jain, Vikas Kumar Sukhlal Jain, Hitesh Kumar Jain and Vikas Kumar Sukhlal Jain HUF
---------------------------------	--

Type of Issue (Fresh/OFS/ Fresh & OFS)	Fresh Issue Size (by no. of shares or by amount in ₹)	OFS Size (by no. of shares or by amount in ₹)	Total Issue Size (by no. of shares or by amount in ₹)	Issue Under 6(1)/ 6(2)	Share Reservation			
					QIB	NII	RII	Market Maker
Fresh Issue	Upto 61,63,200 Equity Shares	Nil	Upto 61,63,200 Equity Shares	This Issue is being made in terms of regulation 229(2) and 253(1) of chapter IX of the SEBI (ICDR) Regulations, 2018 as amended.	Not more than 29,23,200 equity shares	Not less than 8,78,400 equity shares	Not less than 20,49,600 equity shares	Upto 3,12,000 equity shares

These equity shares are proposed to be listed on NSE Emerge (i.e. SME platform of National Stock Exchange of India Limited).

OFS: Offer for Sale

Details of OFS by Promoter(s)/ Promoter Group/ Other Selling Shareholders

Name	Type	No of Shares offered/ Amount in ₹	WACA in ₹ per Equity	Name	Type	No of Shares offered/ Amount in ₹	WACA in ₹ per Equity
NOT APPLICABLE AS THE ENTIRE ISSUE CONSTITUTES FRESH ISSUE OF EQUITY SHARES							

P: Promoter; PG: Promoter Group; OSS: Other Selling shareholder; WACA: Weighted Average Cost of Acquisition shall be calculated on fully diluted basis

Price Band, Minimum Bid Lot & Indicative Timelines	
Price Band*	₹ 82 To ₹ 87 Per Equity Share of Face Value of ₹ 10 Each.
Minimum Bid Lot Size	For details of minimum bid lot size, please refer to price band advertisement to be published in all editions of English National Newspaper "Business Standard", all editions of Hindi National Newspaper "Business Standard" and Indore edition of regional newspaper "Udayakala".
Bid/Offer Open On**	Friday, June 23, 2023
Bid/Closes Open On	Tuesday, June 27, 2023
Finalisation of Basis of Allotment	On or about Monday, July 03, 2023
Initiation of Refunds	On or about July 04, 2023
Credit of Equity Shares to Demat accounts of Allottees	On or about July 05, 2023
Commencement of trading of Equity Shares	On or about July 06, 2023

*For details of price band and basis of issue price, please refer to price band advertisement and page 288 of RHP.

**Our Company may, in consultation with the BRLMs, consider participation by Anchor Investors in accordance with the SEBI ICDR Regulations. The Anchor Anchor Bidding Date shall be one Working Day prior to the Bid/Issue Opening Date i.e. Thursday, June 22, 2023.

The Weighted average cost of acquisition of all Equity Shares transacted in the last one year, last eighteen months and three years from the date of RHP is as given below:

Period	Weighted Average Cost of Acquisition (in ₹)	Upper end of the Price Band (₹ 87) is 'X' times the weighted Average cost of Acquisition*	Range of acquisition price: Lowest Price – Highest Price (in ₹)
Last 1 year/Last 18 months/Last 3 years	NIL	NA	NA

*Information of Cap Price will be included after finalization of the Price Band

RISKS IN RELATION TO THE FIRST OFFER

The face value of the Equity Shares is ₹ 10/- per equity share. The Floor Price, Cap Price and Offer Price determined by our Company, in consultation with the BRLM, on the basis of the assessment of market demand for the Equity Shares by way of the Book Building Process, as stated under “Basis for Issue Price” on page 86 should not be considered to be indicative of the market price of the Equity Shares after listing. No assurance can be given regarding frequency of trading in the Equity Shares nor regarding the price at which the Equity Shares will be traded after listing.

GENERAL RISKS

Investment in equity & equity-related securities involve a degree of risk and investors should not invest any funds in this Issue unless they can afford to take the risk of losing their investment. Investors are advised to read the risk factors carefully before taking an investment decision in this Issue. For taking an investment decision, investors must rely on their own examination of the Issuer and this Issue, including the risks involved. The Equity Shares have not been recommended or approved by the Securities and Exchange Board of India (“SEBI”), nor does, SEBI guarantee the accuracy or adequacy of the contents of the RHP. Specified attention of the investors is invited to the section titled “Risk Factors” at page 25 of the RHP and on page 08 of this Abridged Prospectus.

PROCEDURE

You may obtain a physical copy of the Bid-cum-Application Form and the RHP from the stock exchange, syndicate members, registrar to the issue, share transfer agents, depository participants, stock brokers, underwriters, bankers to the issue, investors’ associations or Self Certified Syndicate Banks.

If you wish to know about processes and procedures applicable to this issue, you may request for a copy of the RHP and/or the General Information Document (GID) from the BRLM’s or download it from the website of the Stock Exchange i.e. www.nseindia.com and the BRLM at www.hemsecurities.com

Sr. No	Issue name	Issue size (₹ in Cr.)	Issue Price (₹)	Listing date	Opening Price on listing date	+/- % change in closing price, [+/- % change in closing benchmark]- 30 th calendar days from listing	+/- % change in closing price, [+/- % change in closing benchmark]- 90 th calendar days from listing	+/- % change in closing price, [+/- % change in closing benchmark]- 180 th calendar days from listing
1.	Lloyds Luxuries Limited	24.00	40.00	October 11, 2022	45.15	25.63% [6.15%]	29.75% [6.58%]	-44.87% [3.77%]
2.	Vedant Asset Limited	3.00	40.00	October 12, 2022	65.00	44.25% [5.91%]	37.50% [4.32%]	-1.82% [3.85%]
3.	Baheti Recycling Industries Limited	12.42	45.00	December 08, 2022	120.00	174.67% [-2.73%]	107.78% [4.82%]	135.22% [0.14%]
4.	Chaman Metallics Limited	24.21	38.00	January 16, 2023	68.00	44.47% [0.68%]	19.74% [-1.05%]	N.A.
5.	Earthstahl & Alloys Limited	12.96	40.00	February 08, 2023	55.00	22.50% [1.41%]	45.83% [1.81%]	N.A.
6.	Macfos Limited	23.75	102.00	March 01, 2023	184.00	69.61% [0.71%]	174.41% [5.99%]	N.A.
7.	Systango Technologies Limited	34.82	90.00	March 15, 2023	98.00	110.56% [5.00%]	132.56% [10.28%]	N.A.
8.	Labelkraft Technologies Limited	4.75	55.00	March 23, 2023	56.00	0.27% [3.68%]	N.A.	N.A.
9.	Vasa Denticity Limited	54.06	128.00	June 02, 2023	211.00	N.A.	N.A.	N.A.
10.	Hemant Surgical Industries Limited	24.84	90.00	June 05, 2023	171.00	N.A.	N.A.	N.A.

- 1) The scrip of EKI Energy Services Limited, DU Digital Technologies Limited, Prevest Denpro Limited, Jainam Ferro Alloys (I) Limited, Shri Venkatesh Refineries Ltd. and KN Agri Resources Limited was listed on April 7, 2021, August 26, 2021, September 27, 2021, October 08, 2021, October 11, 2021 and March 28, 2022 respectively; and
- 2) The scrip of Krishna Defence and Allied Industries Limited was listed on April 6, 2022; Eighty Jewellers Limited was listed on April 13, 2022; Kesar India Limited was listed on July 12, 2022; Silicon Rental Solutions Limited was listed on October 10, 2022; Cargosol Logistics Limited was listed on October 10, 2022; Cargotrans Maritime Limited was listed on October 10, 2022; Concord Control Systems Limited was listed on October 10, 2022; Lloyds Luxuries Limited was listed on October 11, 2022; Vedant Asset Limited was listed on October 12, 2022; Baheti Recycling Industries Limited was listed on December 08, 2022; Chaman Metallics Limited was listed on January 16, 2023; Earthstahl & Alloys Limited was listed on February 08, 2023; Macfos Limited was listed on March 01, 2023; Systango Technologies Limited was listed on March 15, 2023 and Labelkraft Technologies Limited was listed on March 23, 2023.
- 3) The scrip of Vasa Denticity Limited was listed on June 02, 2023; Hemant Surgical Industries Limited was listed on June 05, 2023.

Name of BRLM and contact details (telephone and email id) of each BRLM	Hem Securities Limited Address: 904, A Wing, Naman Midtown, Senapati Bapat Marg, Elphinstone Road, Lower Parel, Mumbai-400013, Maharashtra, India Tel No.:+91-22-4906 0000; Email: ib@hemsecurities.com Contact Person: Roshni Lahoti
--	---

IN THE NATURE OF ABRIDGED PROSPECTUS - MEMORANDUM CONTAINING SALIENT FEATURES OF THE RED HERRING PROSPECTUS

Name of Syndicate Members	Hem Finlease Private Limited
Name of Market Maker	Hem Finlease Private Limited
Name of Registrar to the Issue and contact details (telephone and email id)	Link Intime India Private Limited Address: - C-101, 1 st Floor, 247 Park, L.B.S. Marg, Vikhroli West, Mumbai 400 083, Maharashtra, India. Tel No.: +91 810 811 4949; Email: greenchef.ipo@linkintime.co.in Contact Person: Shanti Gopalkrishnan
Name of Statutory Auditor	Patel Shah And Joshi, Chartered Accountants
Name of Credit Rating Agency and the rating or grading obtained, if any	Not Applicable
Name of Debenture trustee, if any.	Not Applicable
Self-Certified Syndicate Banks	The list of banks is available on https://www.sebi.gov.in/sebiweb/other/OtherAction.do?doRecognised=yes
Non-Syndicate Registered Brokers	You can submit Bid cum Application Forms in the Issue to Non Syndicate Registered Brokers at the Non Syndicate Broker Centres. For further details, see section titled "Issue Procedure" beginning at page 242 of the RHP
Details regarding website address(es)/ link(s) from which the investor can obtain list of registrar to issue and share transfer agents, depository participants and stock brokers who can accept application from investor (as applicable)	https://www.sebi.gov.in/sebiweb/other/OtherAction.do?doRecognised=yes

PROMOTERS OF THE ISSUER COMPANY

Sr. No.	Name	Individual/ Corporate	Experience & Educational Qualification
1	Sukhlal Jain	Individual	Sukhlal Jain is the Promoter, Chairman & Whole Time Director of our Company. He has been associated with the Company since Incorporation. He has completed his Secondary School Certification from Govt. Sr. Secondary School, Todgarh, Ajmer in year 1967-68. He has an overall work experience of around 51 years. He is a visionary entrepreneur and plays a pivotal role in business planning and development along with the overall management of the Company. Under his guidance our Company has witnessed continuous growth.
2	Praveen Kumar Sukhlal Jain	Individual	Praveen Kumar Sukhlal Jain is the Promoter and Managing Director of our Company. He has an overall work experience of around 20 years. He has been on the Board of Directors of our Company since Incorporation and has completed his Secondary School Certification from Sarda Vidya Mandir, Bangalore in year 1996-97. He drives the organization's goals and visions with a keen eye on industry trends and business strategies. He looks after marketing and financial activities of the company.
3	Vikas Kumar Sukhlal Jain	Individual	Vikas Kumar Sukhlal Jain is the Promoter and Whole Time Director of our Company. He has an overall work experience of around 22 years. He has been on the Board of Directors of our Company since January 17, 2018 and has completed his Bachelor of Engineering (Computer Science) from Sir M. Visvesvaraya Institute of Technology in year 1999. He looks after production, raw material procurement and quality control activities of the company.
4	Hitesh Kumar Jain	Individual	Hitesh Kumar Jain is the Promoter and Whole Time Director of our Company. He has an overall work experience of around 12 years in the Kitchen & Home appliances Industry. He has been on the Board of Directors of our Company since January 17, 2018 and has completed his Bachelor of Commerce from Bangalore University in year 2009. He looks into the day to day operations and after sales services of the Company.
5	Vikas Kumar Sukhlal Jain HUF	HUF	Vikas Kumar Sukhlal Jain HUF came into existence on April 04, 2001 and Vikas Kumar Sukhlal Jain is its Karta with Neeta Jain (Wife) and Megha Jain and Zuni Jain (Daughter) as its coparceners.

BUSINESS OVERVIEW AND STRATEGY

Company Overview: the business of manufacturing and marketing of wide range of kitchen appliances under the brand name of Greenchef. Our kitchen appliances include wide range of solutions comprising of Gas Stoves, Pressure Cookers, Mixer Grinders, Wet Grinders, Electric Rice Cooker, Induction Cooktops, Non-stick Cookwares like: Tawa, Fry Pan, Kadai, Biryani Pot, Tadka Pan, Paniyarakkal, Appamchetty etc, Kettles, Hose Pipes, Gas Cylinder Trolley and Spin Mop. Further our company is also engaged in marketing of appliances like: Chimney, Stainless Steel Utensils, Blenders, Vegetable Chopper, Silicon Gasket, Water Bottles, Fans, Iron etc. We also trade in other appliances including (i) Chimney, (ii) HOB Gas Stoves, (iii) Iron (i) Stainless steel utensils, (i) Blenders, (ii) Vegetable Chopper, (Iii) Water Bottles, (Viii) Silicon Gasket etc vide distributors and dealers across India.

Product Wise Revenue Bifurcation:

₹ in Lakhs

Sr. No.	Product Category	December 31, 2022		Fiscal 2022		Fiscal 2021		Fiscal 2020	
		Amt	% of Revenue	Amt	% of Revenue	Amt	% of Revenue	Amt	% of Revenue
1	Gas Stoves	9,357.12	36.72%	13,979.04	41.63%	8,736.58	36.56%	9892.94	41.65%
2	Pressure Cooker	4,660.27	18.29%	4,721.27	14.06%	2,890.05	12.09%	2655.81	11.18%
3	Mixer Grinder	2,638.35	10.35%	3,658.33	10.89%	2,550.81	10.67%	2299.87	9.68%
4	Wet Grinder	413.12	1.62%	545.22	1.62%	497.48	2.08%	515.11	2.17%

IN THE NATURE OF ABRIDGED PROSPECTUS - MEMORANDUM CONTAINING SALIENT FEATURES OF THE RED HERRING PROSPECTUS

Sr. No.	Product Category	December 31, 2022		Fiscal 2022		Fiscal 2021		Fiscal 2020	
		Amt	% of Revenue	Amt	% of Revenue	Amt	% of Revenue	Amt	% of Revenue
5	Electric Rice Cooker	161.66	0.63%	316.94	0.94%	245.53	1.03%	369.63	1.56%
6	Induction Cooktop	1,471.29	5.77%	1,656.78	4.93%	945.99	3.96%	800.61	3.37%
7	Non-stick Cookwares	1,452.70	5.70%	1,509.87	4.50%	1,028.24	4.30%	1120.02	4.71%
8	Kettle	858.76	3.37%	807.59	2.41%	547.58	2.29%	185.49	0.78%
9	Others	4,469.50	17.54%	6,383.43	19.01%	6,456.84	27.02%	5,915.04	24.90%
	Total	25,482.78	100.00%	33,578.47	100.00%	23,899.10	100.00%	23,754.52	100.00%

*Other Products includes Chimney, Fans, Geysers, Iron, Room Heaters, Stainless Steel Utensils, Vegetable Chopper, Water Bottles, Spares and Scrap etc. Geographies Served: Our revenue form Top 10 states is as under:

₹ in Lakhs

State	31.12.22	% of total sales	21-22	% of total sales	20-21	% of total sales	19-20	% of total sales
Tamil Nadu	3,293.35	12.92%	3,463.10	10.31%	2,513.60	10.52%	2,948.72	12.41%
Karnataka	3,246.09	12.74%	5,301.15	15.79%	5,163.56	21.61%	5,362.97	22.58%
Telangana	2,981.72	11.70%	2,863.78	8.53%	1,691.41	7.08%	1,581.12	6.66%
Kerala	2,742.78	10.76%	3,131.10	9.32%	3,066.67	12.83%	3,562.29	15.00%
Maharashtra	2,516.19	9.87%	3,220.10	9.59%	2,193.11	9.18%	2,143.69	9.02%
Uttar Pradesh	2,018.51	7.92%	3,458.53	10.30%	2,303.54	9.64%	2,291.93	9.65%
Gujarat	1,632.03	6.40%	2,007.38	5.98%	1,356.67	5.68%	1,703.85	7.17%
Andhra Pradesh	1,390.96	5.46%	1,645.90	4.90%	1,368.54	5.73%	1,204.69	5.07%
West Bengal	1,091.62	4.28%	895.23	2.67%	192.53	0.81%	113.99	0.48%
Rajasthan	902.79	3.54%	1,030.27	3.07%	668.04	2.80%	1,034.93	4.36%
Total	21,816.05	85.61%	27,016.54	80.46%	20,325.14	85.05%	21,834.18	91.92%
Total Revenue from Operations	25482.78		33578.47		23899.10		23754.52	

Key Performance Indicators:

(₹ In Lakhs except percentages and ratios)

Key Financial Performance	Nine months period ended December 31, 2022*	FY 2021-22	FY 2020-21	FY 2019-20
Revenue from operations ⁽¹⁾	25,482.78	33,578.47	23,899.01	23,574.52
EBITDA ⁽²⁾	1761.77	728.60	858.34	699.99
EBITDA Margin ⁽³⁾	6.91%	2.17%	3.59%	2.97%
PAT	1021.55	76.54	251.34	111.77
PAT Margin ⁽⁴⁾	4.01%	0.23%	1.05%	0.47%
Net Worth ⁽⁵⁾	6,062.39	5,170.68	5,093.27	4,854.57
RoE(%)(⁶)	18.19%	1.49%	5.05%	2.33%
RoCE(%)(⁷)	12.52%	4.04%	6.76%	5.78%




*Not Annualized



Further, for details see Financial KPIs of Company on page 89 of the RHP

Client Profile or Industries Served: Our brand, Greenchef, in the Indian kitchen appliances industry is offering its customers to engage with the products specifically designed for their budget and lifestyle. As a result of our co-branding initiatives with oil companies such as Indian Oil Company Limited, Hindustan Petroleum Corporation Limited, Bharat Petroleum Corporation Limited to utilize their sale and distribution channels, our Gas Stoves have enjoyed a wide customer outreach..

Revenue segmentation in terms of top 10 clients – For the stub period ended on December 31, 2022 and for the FY 21-22, FY 20-21 and FY 2019-20 our top 10 customers contributed to 36.24%, 26.56%, 28.91% and 32.24% of our revenue from operations.

Intellectual Property, if any

Sr. No.	Brand Name/Logo/ Trademark	Class	Status
1		7	Registered
2		7	Registered
3		99	Registered

Sr. No.	Brand Name/Logo/ Trademark	Class	Status
4		9, 35	Registered
5		99	Registered
6		7, 9, 11, 21, 35	Registered
7		7, 21	Registered
8		9, 17	Registered
9		9, 11, 17, 21, 35	Registered
10		9, 11	Registered
11		11, 35	Registered
12	www.greenchef.in	9, 11, 17, 21	Registered
13	Greenchef Classic	17	Registered
14	Greenchef (Label)	11	Registered
15	Dream Come True	7,9,11,31 & 35	Registered

Market Share: Kitchen appliances industry product-wise snapshot

Product Categories	Year 2022		Year 2026P		CAGR % (2022-2026)		Market Leader (2022)	Market share of market leader (in %) (2022)	Market share of Greenchef (in %) (2022)
	Value (USD mn)	Volume ('000 units)	Value (USD mn)	Volume ('000 units)	Value (USD mn)	Volume ('000 units)			
Gas Stoves & Hob	386	-	707	-	16.3%	-	Prestige	13.25%	5.44%
Pressure Cookers	336	31,250	577	44,369	14.5%	9.2%	TTK Prestige	34.58%	2.08%
Mixer Grinder	670	19,024	1,208	27,368	15.9%	9.5%	Bajaj Electricals	38.70%	1.55%
Wet Grinder	25	376	28	430	2.9%	34%	Preethi	19.34%	6.39%
Non-stick Cookware	88	6,067	158	8,391	15.7%	8.4%	TTK Prestige	52.57%	6.87%
Induction cooktop	81	2,604	144	3,649	15.5%	8.8%	Prestige	46.20%	6.06%
Kettle	21	1,035	26	1,149	5%	2.6%	Bajaj Electricals	19.58%	17.75%
Rice Cooker	64	2,176	85	2,772	7.5%	6.2%	Panasonic	35.23%	1.16%

Manufacturing plant, if any: We have three manufacturing facilities located at Bengaluru, Karnataka and one manufacturing facility located at Parwanoo, Himachal Pradesh.

Employee Strength: our Company has employed approximately 1400 employees at various levels of the Organization. We also employ manpower on contractual basis as per our manufacturing requirements.

BOARD OF DIRECTORS

Sr. No.	Name	Designation (Independent / Whole time / Executive / Nominee)	Experience & Educational Qualification	Other Directorships
1	Sukhlal Jain	Chairman & Whole Time Director	Experience: 51 years Qualification: Secondary School Certification	Indian Companies: • Greenchef Manufacturers & Distributors Private Limited Foreign Companies: Nil LLP: Nil HUF's: Sukhlal Jain HUF Partnership Firm: Nil
2	Praveen Kumar Sukhlal Jain	Managing Director	Experience: 20 years Qualification: Secondary School Certification	Indian Companies: • Greenchef Manufacturers & Distributors Private Limited Foreign Companies: Nil LLP: Nil HUF's: Praveen Kumar Sukhlal Jain HUF Partnership Firm: M/s. Sunder Enterprises

BOARD OF DIRECTORS

Sr. No.	Name	Designation (Independent / Whole time / Executive / Nominee)	Experience & Educational Qualification	Other Directorships
3	Vikas Kumar Sukhlal Jain	Whole Time Director	Experience: 22 years Qualification: Bachelor of Engineering (Computer Science)	Indian Companies: Nil Foreign Companies: Nil LLP: Nil HUF's: Vikas Kumar Sukhlal Jain HUF Partnership Firm: M/s. Siddhartha Enterprises
4	Hitesh Kumar Jain	Whole Time Director	Experience: 12 years Qualification: Bachelor of Commerce	Indian Companies: Nil Foreign Companies: Nil LLP: Nil HUF's: Hitesh Kumar Jain HUF Partnership Firm: Nil
5	Kavitha Kumari	Non-Executive Director	Experience: 12 years Qualification: Bachelore of Science	Indian Companies: Nil Foreign Companies: Nil LLP: Nil HUF's: Nil Partnership Firm: Nil
6	Japna Choudhary	Independent Director	Experience: 12 years Qualification: Company Secretary	Indian Companies: <ul style="list-style-type: none"> • Net4site Consulting India Private Limited • Kris Sumeru Investments Private Limited (Under Liquidation) • Eurobelt Belting Solutions Private Limited • Westconcomstor International (India) Private Limited • Intergram Logistics Private Limited Foreign Companies: Nil LLP: Nil HUF's: Nil Partnership Firm: Nil
7	Smith Kumar Mogra	Independent Director	Experience: 7 years Qualification: Chartered Accountant	Indian Companies: <ul style="list-style-type: none"> • Subhash Distributors Limited Foreign Companies: Nil LLP: Nil HUF's: Nil Partnership Firm: Nil
8	Dhara Bhawesh Jain	Independent Director	Experience: 12 years Qualification: Bachelor of Dental Surgery	Indian Companies: <ul style="list-style-type: none"> • Subhash Distributors Limited Foreign Companies: Nil LLP: Nil HUF's: Nil Partnership Firm: Nil

For further details in relation to our Board of Directors, see “Our Management” beginning on page 173 of the RHP.

OBJECTS OF THE ISSUE

Details of means of finance –

The fund requirements for each of the objects of the Issue are stated as follows:

(₹ In lakhs)

Sr. No.	Objects of the Issue	Total estimate cost	Amount deployed till date	Amount to be financed from Net Proceeds	Estimated Net Proceeds Utilization
					Fiscal 2023-24
1	Funding Capital Expenditure towards installation of additional plant and Machinery	514.76	-	514.76	514.76
2.	Funding Capital Expenditure towards construction of factory building	2500.00	-	2500.00	2500.00
3	Funding of Working capital requirements	1000.00	-	1000.00	1000.00
4.	General Corporate Purpose	[•]	[•]	[•]	[•]
	Total Net Proceeds	[•]	[•]	[•]	[•]

(1) To be finalised upon determination of the Issue Price and updated in the Prospectus prior to filing with the RoC. The amount utilised for general corporate purposes shall not exceed 25% of the Gross Proceeds.

Details and reasons for non-deployment or delay in deployment of proceeds or changes in utilization of issue proceeds of past public issues / rights issue, if any, of the Company in the preceding 10 years: Nil

Name of monitoring agency, if any – Not Applicable
 Terms of Issuance of Convertible Security, if any - Not Applicable
 Shareholding Pattern:

Sr. No.	Particulars	Pre Issue number of shares	% Holding of Pre issue
1.	Promoter and Promoter Group	1,71,08,640	100.00%
2.	Public	-	-
	Total	1,71,08,640	100.00%

Number/amount of equity shares proposed to be sold by selling shareholders, if any. – Not Applicable

RESTATED FINANCIALS STATEMENT

Annexure A

Particulars	As at the Period/Year ended			
	Standalone	Consolidated	Consolidated	Consolidated
	31-12-22	31-03-22	31-03-21	31-03-20
Total income from operations (Net)	25,482.78	33,578.47	23,899.10	23,754.52
Net Profit/(Loss) before tax and extra ordinary items	322.05	34.04	118.70	14.65
Net Profit / (Loss) after tax and extraordinary items	322.05	34.04	118.70	14.65
Equity Share Capital	356.43	356.43	356.43	356.43
Reserves and Surplus	5,705.96	4,814.25	4,736.84	4,498.14
Net worth*	6,062.39	5,170.68	5,093.27	4,854.57
Basic earnings per share (₹)	5.97	0.45	1.47	0.65
Diluted earnings per share (₹)	5.97	0.45	1.47	0.65
Return on net worth (%)	16.85%	1.48%	4.93%	2.30%
NAV per Equity Shares (Based on Actual Number of Shares) (₹)	170.09	145.07	142.90	136.20
NAV per Equity Shares (Based on Weighted Average Number of Shares - With Bonus Effect) (₹)	35.43	30.22	29.77	28.37

INTERNAL RISK FACTORS

*Net worth means the aggregate value of the paid-up share capital and reserves and surplus of the company (Minimum 5 and maximum 10 risk factors to be specified)

The below mentioned risks are top 5 risk factors as per the RHP. (500 word limit in total)

- We operate in highly competitive markets, and the scale and resources of some of our competitors may allow them to compete more effectively than we can, which could result in a loss of our market share and a decrease in our net revenues and profitability.
- Our future success depends on our ability to promote our brand and protect our reputation. Our failure to establish and promote our brand and any damage to our reputation will hinder our growth.
- If we fail to successfully develop and commercialize new products, services and technologies that are well received by consumers in a timely manner, our operating results may be materially and adversely affected.
- We are highly dependent on certain key customers for a substantial portion of our revenues. Loss of relationship with any of these customers may have a material adverse effect on our profitability and results of operations.
- We are susceptible to supply shortages and interruptions, long lead times, and price fluctuations for raw materials and components, any of which could disrupt our supply chain and have a material adverse impact on our results of operations.
- We are significantly dependent on the sale of our two product verticals viz: Gas Stoves and Pressure Cookers. An inability to anticipate or adapt to evolving upgradation of these products or inability to ensure product quality or reduction in the demand of these products may adversely impact our revenue from operations and growth prospects.
- The markets in which we compete are characterized by consumers and their rapidly changing preferences, advancement in technology and therefore as a result our Company may be affected by any disruptions in the industry.
- Our business may be adversely impacted by product defects and liability issues which may adversely affect our business, reputation and results of operations.
- We are heavily reliant on our relationships with certain online marketplaces and offline distributors. Disruptions to such relationships, changes in their business practices, their failure to meet payment schedules and provide timely and accurate information, or conflicts among our channels of distribution could adversely affect our business, cash flows and results of operations.
- We may not be able to optimally utilise our backward integration to enhance and support our business which may affect our operations, reputation and profitability.

For further details on 'Risk Factors' please refer page no. 25 of the Red Herring Prospectus.

SUMMARY OF OUTSTANDING LITIGATIONS, CLAIMS AND REGULATORY ACTION

- A summary of outstanding litigation proceedings involving our Company, our Promoter, Directors and our Group Companies, as on the date of this Red Herring Prospectus as disclosed in the section titled "Outstanding Litigation and Material Developments" in terms of the SEBI (ICDR) Regulations and the Materiality Policy is provided below:

IN THE NATURE OF ABRIDGED PROSPECTUS - MEMORANDUM CONTAINING SALIENT FEATURES OF THE RED HERRING PROSPECTUS

Nature of Litigation	Number of Cases Outstanding	Amount in dispute/demanded to the extent ascertainable (Amount in Lacs)
Against the Company		
Other Pending Litigation	1	11.45
Taxation Liabilities (Direct Tax Cases)	5	3.97
Taxation Liabilities (Indirect Tax Cases)	3	84.36
Filed by the Company		
Criminal Proceedings	12	85.07
Other Pending Litigation	2	35.04
Taxation Liabilities (Direct Tax Cases)	1	Unascertainable*
Vikas Kumar Sukhlal Jain		
Against the Directors		
Criminal Proceedings	1	Unascertainable*
Taxation Liabilities (Direct Tax)	1	3.84
Filed by the Directors		
Other Pending Litigation	1	56.39

Amount mentioned to the extent quantifiable. The amount may be subject to additional interest/other charges being levied by the concerned authorities which are unascertainable as on date of this red herring prospectus

* To the extent ascertainable

For further details, see “Outstanding Litigation and Material Developments” on page 253 of the RHP.

B. Brief details of top 5 material outstanding litigations against the (company) and amount involved

Sr. No.	Particulars	Litigation/ Matter filed by/ Pending with	Current Status	Amount Involved (₹ In Lakhs)
1	Other pending material litigations against the Company.	Criminal Appeal No. 461 of 2022 against our Company filed by M/s Santoshi Mata New Marketing before the Court of Principal City Civil and Sessions Judge at Bengaluru	Pending	11.45

Tax Proceedings

Nature of Proceedings	Number of Cases	Amount Involved* (₹ In Lakhs)
Against the Company		
Direct Tax (Income Tax)	5	3.97
Indirect Tax	3	84.36

C. Regulatory Action, if any - disciplinary action taken by SEBI or stock exchanges against the Promoters in last 5 financial years including outstanding action, if any:

D. Brief details of outstanding criminal proceedings against Promoters –

Nature of Litigation	Number of Cases Outstanding	Amount in dispute/demanded to the extent ascertainable (Amount in Lacs)
Vikas Kumar Sukhlal Jain		
Against the Directors		
Criminal Proceedings	1	unascertainable

ANY OTHER IMPORTANT INFORMATION AS PER BRLM / ISSUER COMPANY - NIL

DECLARATION BY THE COMPANY

We hereby declare that all relevant provisions of the Companies Act, 1956, the Companies Act, 2013 and the guidelines/regulations issued by the Government of India or the guidelines/regulations issued by the Securities and Exchange Board of India, established under Section 3 of the Securities and Exchange Board of India Act, 1992, as the case may be have been complied with and no statement made in the Red Herring Prospectus is contrary to the provisions of the Companies Act, 1956, the Companies Act, 2013, the Securities and Exchange Board of India Act, 1992 or rules made or guidelines or regulation issued there under, as the case may be. We further certify that all statements in the Red Herring Prospectus are true and correct.